




BEETLE PARTS

CATALOGUE 2018



815
NEW
PRODUCTS*



Owned by Mark Reynolds, Managing Director. Photographed in JK's own Product Test Workshop at JK HQ



FREE UK delivery
on all orders over £35



No UK oversized
delivery charges

10%

Save 10%
on Bundle Deals



Sign Up to our email
news for the latest offers



Save £'s on your
Classic VW Insurance

10%

Insure with Jk &
save 10% on JK Parts

JUSTKAMPERS.COM | 0800 9156 618

Welcome

Welcome to our 2018 Beetle catalogue; it's hard to believe that when we produced our first catalogue in 1994 we only had about 400 parts in our range. Today we stock over 7,500 different product lines (*that's over 420,000 parts in stock*) plus our range of camping and accessories too. Along this line of thought do you know that we do:

A 10% Discount card

When you insure your car with Just Kampers

Offer FREE delivery in the UK for orders over £35

No oversizes, no longwinded lists of exceptions

0% Finance on orders over £399

Helping fellow VW Enthusiasts spread the cost of restoring or maintaining their VW

Price Match on parts and accessories

Saving you the hassle of searching around for the best deal

And we can even save you money on insuring your VW

We are so sure we can offer you a better deal on your insurance, that if we can't beat your current cost, we'll give you £50 in JK vouchers.

Since we first launched our website in the mid 1990's (back when www stood for world wide wait) we have expanded it to include thousands of pages of useful information, not just parts for sale. Here are a few examples of sections that might be useful to you:

Market place

Where you can buy and sell VW's, parts and accessories for FREE

How to Videos

Lots of really detailed and useful videos, helping you to maintain your VW

Fitting Guides

Lots of really detailed and useful guides to read / print, helping you to maintain your VW

Model History

Lots of detail helping you find out more about your Camper / Transporter

Garage Finder

If the how to videos and tech sheets didn't help, you can use this service FREE to find a local specialist garage

Owners club listings

Find a local, national or international owners club for your interest group / model

Shows and events listing

Meet up with fellow VW fans at local, national or international events and shows

Follow us on Facebook, Twitter and many other social media channels.

Best regards

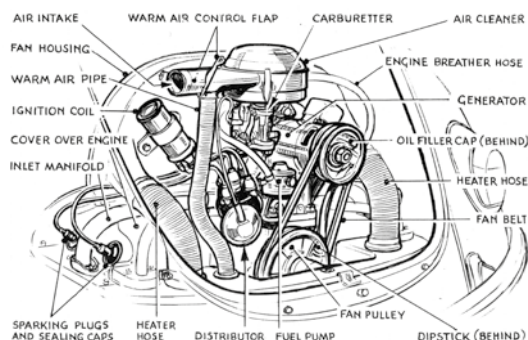
Mark Reynolds MD

Contents

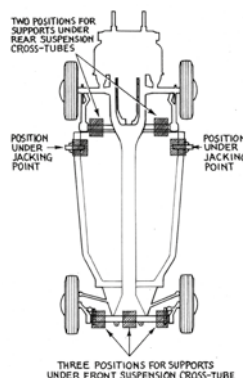
- Engine
- Exhaust
- Fuel tanks, filters & hoses
- Gearbox & CV Joints
- Braking system
- Front suspension, steering & bearings
- Rear suspension & wheel bearings
- Body panels
- Bumpers & fitting kits
- Seals, trims & accessories
- Interiors
- Pedals, cables & levers
- Electrical
- Wheels, alloy wheels, tyres & hubcaps
- Accessories, gifts & tools

Technical information

The engine compartment

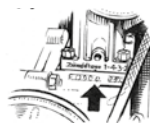


Jacking points



Engine numbers

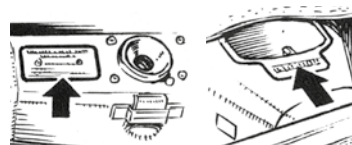
The engine number can be found stamped on the top of the crankcase, centrally above the crankshaft pulley on the engine.



Chassis numbers

The chassis number is very useful when ordering parts for your Beetle as it gives the date of manufacture, model type.

These can be found in two places. First of all in the front luggage compartment, by the bonnet lock and secondly under the rear seat on the central tunnel.



Reconditioned engines

Note: When buying a reconditioned engine, these are sold on a 'like for like' basis. A 1300 or 1500cc engine can be swapped for a 1600cc as they share the same block, but a 1200cc engine can only be swapped for another 1200cc engine.



FREE UK delivery
on all orders over £35



NO UK oversized
UK delivery charges

10%

Save 10%
on Bundle Deals

Brief Beetle history & model identification

1936>1952 'Splitscreen Beetle'

The Beetle story started in the early 1930's, but production started officially in 1936. The Second World War all but stopped production until the British army rebuilt the factory and started producing 'Splitscreen' Beetles (named after the shape of the small 'split' rear window) These were very basic cars with engines from 985cc (24bhp) to 1131cc (25bhp) but are rare and very desirable.

1953>1956 'Oval Beetle'

Very similar to the Splitscreen, but with the split removed from the rear window making it an oval. Small developments aimed at improving driver comfort and making the Beetle appeal to foreign markets, including a new 1192cc (30bhp) engine.



Sloping headlights, long engine lid, fuel filler cap under the bonnet and swing axle rear suspension.

1957>67

Little difference in appearance from the Oval Beetle, the biggest being the rear window, which was enlarged in August 1957 to the large rectangular shape that would stay for the rest of production. The windscreen and side glass were also enlarged in August 1964. These Beetles still retained the sloping headlights, long bonnet, link and king pin torsion bar front suspension and swing axle torsion bar suspension at the rear and 5 bolt wheels as previous models, but in Aug 1966 the link pins were replaced with balljoints and the wheels used 4 bolts instead of 5. Engine options were now 1192cc (34bhp), 1285cc (40bhp) and in Aug 1966 the 1493cc engine with (44bhp).

1968>2003

August 1967 saw the first major styling change with upright headlights, a shorter bonnet and engine lid, plus an exterior mounted fuel filler cap. These models retained the torsion bar front suspension and swing axle rear suspension which remained until the end of Brazilian production in 2003. The only exceptions were the semi-

automatic Beetle which came with I.R.S rear suspension and the 1302 and 1303 models which used front coil springs...(see below). Engine options for these were 1192cc (34bhp), 1285cc (44bhp), 1493cc engine with (44bhp) and 1584cc (50bhp).



Upright headlights, 4 bolt wheels, fuel filler cap on the side and torsion bar suspension all round.

1971>72' The 1302 Beetle'

In an effort to make the Beetle more practical and improve sales, VW offered a restyled version alongside the regular Beetle which was badged the 1302 (1285cc) and the 1302S (1584cc) This had more bulbous front bodywork but retained the flat windscreen and the torsion bar front suspension was replaced with MacPherson struts with coil springs, similar to the VW Golf. The rear suspension was also the much improved I.R.S torsion bar system similar to the Porsche 911 of the same era. These changes improved the handling, ride comfort and stability, plus the front luggage area grew from 5cu ft to over 9cu ft, but the styling proved unpopular and it was replaced after 2 years by the 1303 model.

1973>80' The 1303 Beetle'

This was a revision of the 1302 Beetle and was available as the 1303A (1192cc) 1303 (1283cc) and the 1303S (1584cc). The only major change was that the flat windscreen was replaced with a more modern curved windscreen which improved aerodynamics and interior space. This was also sold alongside the regular, torsion bar, flat windscreen Beetle, with the last 1303 was built in 1980. The classic styling of the torsion bar Beetles helped them outlive the improved design of the 1302/1302 'Super Beetles' and production was ended in 2003 to free up factory space for the front engined, watercooled 'New Beetle.'



Bulbous front bodywork with curved windscreen and front coil springs with I.R.S rear suspension.

Note: When trying to identify a Beetle, bear in mind that on all models (except 1302/1303) most body panels are interchangeable, so if a Beetle has sloping headlights, don't assume that it is a 1957>1967 model. Many late Beetles have early wings, lights, bonnet, engine lid and front and rear valances, making them, at first glance identical to a 1964 to 1967 model, but generally if it has an external fuel filler cap it is likely to be built between 1968 and 2003.

Chassis numbers

1946	1-053815	>	1-063796
1947	1-063797	>	1-072743
1948		>	91 921
1949	91 922	>	138 554
1950	138 555	>	220 133
1951	220 134	>	313 829
1952	313 830	>	428 156
1953	428 157	>	579 682
1954	579 683	>	781 884
1955	781 885	>	1060 929
1956	1060 930	>	1394 119
1957	1394 120	>	1774 680
1958	1774 681	>	2226 206
1959	2226 207	>	2801 613
1960	2801 614	>	3551 044
1961	3551 045	>	4400 051
1962	4400 052	>	5225 042

1963	5225 043	>	6016 120
1964	6016 121	>	115 410 000
1965	115 410 001	>	116 463 103
1966	116 463 104	>	117 422 503
1967	117 422 504	>	118 431 603
1968	118 431 604	>	119 474 780
1969	119 474 781	>	110 2 473 153
1970	110 2 473 154	>	111 2 427 591
1971	111 2 427 592	>	112 2 427 792
1972	112 2 427 793	>	113 2 438 833
1973	113 2 438 834	>	114 2 423 795
1974	114 2 423 796	>	115 2 143 743
1975	115 2 143 744	>	116 2 071 467
1976	116 2 071 468	>	117 2 063 700
1977	117 2 063 701	>	118 2 026 312
1978	118 2 026 313	>	
1979		>	119 2 121 136

Engine numbers

Code	CC	BHP	Notes
A	1200	30	Single Port
D	1200	34	Single Port
E	1300	40	Single Port
F	1300	40	Single Port
H	1500	44	Single Port
L	1500	44	Single Port
AB	1300	44	Twin Port
AC	1300	44	Twin Port

Code	CC	BHP	Notes
AD	1600	50	Twin Port
AF	1600	50	Twin Port
AH	1600	50	Twin Port
AJ	1600	50	Fuel Injection
AK	1600	50	USA
AR	1300	44	Twin Port
AS	1600	50	Twin Port

SAVE 10% with JK Bundle Deals

Throughout the catalogue you'll find many related products sold together in 'Bundle Kits' which gives you a 15% discount on buying the parts individually.

SAVE 10%

How to use this catalogue

What is nearside and offside?

Many parts are described as being nearside or offside, this simply indicates which side of the vehicle the part fits.

For the UK, an easy way to remember is nearside means near the kerb. this applies, regardless of whether the car is left or right hand drive.



Nearside Offside



Sign Up to our email news for the latest offers



Save £'s on your Classic VW Insurance

10%

Insure with Jk & save 10% on JK Parts



1200cc Singleport Engine

With 12 months' unlimited mileage warranty. 1968 on

J21710 £1,300.00

1500cc Singleport Engine (H engine code)

1967 to 1970. 12 months' unlimited mileage warranty.

J29310 £1,300.00

1600cc Singleport Engine 1967 to 1971

1600cc single port (short) engine with 200mm flywheel

J10471 £1,499.00

1600cc Twinport Engine

1600cc twinport engine (short) with 200mm flywheel 1971 on

J10469 £1,499.00

1641cc Twinport Engine

1641cc Twinport engine (short) with 200mm flywheel

J16982 £1,600.00

Reconditioned Engines



Flywheel Locking Tool for all 6v and 12v Engines, 1946 on locks the flywheel in place to allow removal of the gland nut.

J10551 00-5003-0 £9.75



Engine or Gearbox Stand 450kg Maximum Capacity

J11238 53092 £109.75

Barrel & Pistons



Barrel & Piston Kit 1200, 1300cc 1970 on Complete set of 4 barrels and pistons.

J14565 111198057B £301.00



Barrel and Piston Set of Four (85.5mm) 1600cc Set of four supplied with piston rings and gudgeon pins

J10130 311198069F £159.75



Piston & Cylinder Set Best Quality (85.5mm) 1600cc A set of best quality barrels and pistons complete with rings.

J14933 311198069B £286.75



85.5 Forged Barrel And Piston Set 1600cc 1968 on Forged barrels endure higher temps and less likely to distort.

J19021 311198069F £367.75 Call For Availability



87 mm 1641 Forged Barrel And Piston Set 1968 on Forged barrels endure higher temps and less likely to distort.

J19022 £495.75



90.5 mm 1775cc Forged Barrel And Piston Set 1968 on For use with a 69mm crank machining required.

J19024 AC198908 £219.75



94 mm 1915cc Forged Barrel And Piston Set 1968 on For use with a 69mm crank machining required.

J19025 £367.75

What is a surcharge?

This is payable on most reconditioned engines, gearboxes and cylinder heads.

This is in ADDITION to the original cost of the unit. When your old core unit is

returned, within 8 weeks, it is checked for serviceability and if found to be serviceable the deposit is refunded to your credit/debit card.

1600cc Complete Engine Rebuild Kit 1968 onwards

1600cc top end rebuild kit.

J19754 Call For Availability

1641cc Complete Engine Rebuild Kit 1968 onwards

1641cc top end rebuild kit.

J19755 £867.00



Piston Ring Kit for VW Beetle 1200cc up to 1970

Piston Ring Kit 1200 up to 1970

J21625 111198157A £24.50



Piston Ring Kit 1200, 1300cc 1970 on

77mm piston ring kit sold in a set of four

J14566 111198157B £23.75



Piston Ring Set (85.5mm) 1600cc 1969 on

Supplied as a complete set to fit the four barrels and pistons

J10343 311198169A £28.75



Piston Ring Compressor Tool (83mm-87mm)

Fits all rings from 83mm-87mm on 1500cc to 1641cc petrol

J11304 00-5764-7 £6.00

Cylinder Heads & Parts



Cylinder Head Single Port 1500, 1600cc 1971 on

Supplied with lapped-in valves and springs already in place.

J11787 038101063X Call For Availability



1 Reconditioned Cylinder Head 1300cc Twin Port

Fitted with new valves, guides and springs.

J16934 Call For Availability



1 Unleaded Cylinder Head Twinport 1600cc 1971 on

Supplied bare with the valves, springs and colets.

J11380 043101355CH £195.75



1 041 Cylinder Head (1600-1641cc)

39mm inlet & 32mm exhaust valves with heavy duty springs.

J60229 101322 Call For Availability



2 25/30HP Engine Rocker Cover Gasket

For engines up to July 1960 Quality repro part. Sold each.

J21176 111101483B £3.00



2 Neoprene Rubber Rocker Cover Gasket 1960 on

Sold in pairs

J20274 £9.25



3 Neoprene/Cork Rocker Cover Gasket 1960 on

Made by SCAT in the USA these gaskets are as good as they get.

J14338 113101481F £0.75



4 Rocker Cover All Engines 1960 on

These rocker cover will fit either side.

J10460 113101475B £5.50



5 Rocker Cover Retaining Clip All Engines 1960 on

This rocker cover clip fits either side.

J10462 043101487 GENUINE **£3.05**



6 Bolt On Aluminium Rocker Covers 1960 on

Supplied with all fittings and gaskets.

J12175 00-9152-0 £26.75



7 Scat Rocker Covers Pair (Stainless Steel) 1960 on

Rust resistant Stainless-Highly polished for lasting looks.

J14337 £39.75



Rocker Cover Vents

Helps decrease crankcase pressure and eliminate blow by

J18151 £8.25

Product Key: Many items in this catalogue feature abbreviations or icons after the part number. These offer additional information on the product that you will find useful.



Exclusive to Just Kampers




Made in the UK



Genuine VW part

Shop online at justkampers.com



- 8 Rocker Shaft Stud**
M8 / M10. Genuine VW. Sold individually.
J60828 113101399B..... £4.70
- 9 30hp Inlet Valve**
Inlet valve suitable for all 30hp engines 1953-60
J21545 111109601..... £12.25
- 9 Inlet Valve (35.5mm Head) 1300, 1500, 1600cc 1970 on**
Sold singly.
J11682 311109601..... £6.75
- 10 30hp Exhaust Valve**
Suitable for all 30hp engines 1953-60
J60403 111109611..... £13.00
- 10 30mm Exhaust Valve 1968-79**
1600cc (9mm stem)
J21323 043109611A..... £9.50
- 10 Exhaust Valve (32mm Head) 1300, 1500, 1600cc 1970 on**
Sold singly.
J11683 311109601..... £8.00
- 11 Valve Stem Oilseal All Engines 1960 on**
This valve stem oilseal fits all sold singly.
J10430 113109619..... £0.70
- 12 Chromoly Valve Spring Retainers**
Can be used with single or dual springs sold in sets of 8.
J18142 109463..... £29.75
- Valve Spring 30hp engines**
For 1952-60 engines. Genuine VW. Sold individually.
J60404 111109623..... £38.25
- Valve Spring 1200 to 1600cc 1960 to 2003**
Sold as singles these valves fit all standard engines.
J21072 113109623C..... £5.00
- 13 Valve Collet Fits All Engines 1959 on**
Sold as singles 16 required per engine.
J19846 113109651A..... £1.50

- 13 High Performance Hardened Valve Colletts**
Pack of 16 heavy duty retainers
J17971 £5.25
- 14 Tappet Adjusting Screw All Engines 1946 on**
A standard tappet for all 1200cc-1600cc aircooled engines
J10437 043109451..... £2.25
- Rocket Arm for Mexican Beetle**
9mm Screw
J21287 025109405C..... Call For Availability
- 15 Tappet Adjusting Nut All Engines 1960 on**
You will need eight per engine.
J10566 N0111521..... £0.60
- 16 Pushrod 1300, 1500, 1600cc 1963 on**
Standard pushrod which fits 1300, 1500, and 1600cc engines
J10444 311109301A..... £6.75
- 17 Push Rod Tube 1200cc 1961-77**
Push Rod Tube Splitscreen & Beetle 1200cc 1961-77
J21327 111109335..... £5.25
- 17 Pushrod Tube 1960 on**
Eight tubes are needed per engine
J10121 126109335..... £2.75
- 17 Stainless Steel Push Rod Tubes 1960 on**
Sold as a set of 8 1300, 1500, 1600cc engines.
J17960 311109335..... £42.00
- 17 Push Rod Tube & Seal Set 1300,1500,1600cc 1960 on**
Consisting of 8 pushrods and 16 seals
J20360 £24.75
- 18 Adjustable push rod tubes (set of 8)**
Supplied with seals.
J16621 £64.75
- 19 Adjustable Spring Loaded Push Rod Tubes (Set of 8)**
Set of 8 adjustable push rod tubes Fits 1200-1600cc
J27882 £64.25
- 19 Adjustable Spring Loaded Push Rod Tube (Each) Scat**
Adjustable push rod tube Fits 1200-1600cc. sold each
J27886 £10.00
- 20 Pushrod Tube Seal All engines 1960 on**
Sold as singles 16 required per engine.
J10435 113109345A..... £0.35

Bundle Deal

Top End Engine Rebuild Kit 1600cc 1967 on

Barrels and pistons, cylinder heads, gaskets, pushrod tubes.

J11288

Bundle Kit Price £533.50



SAVE 10%

Product Key: Many items in this catalogue feature abbreviations or icons after the part number. These offer additional information on the product that you will find useful.



Exclusive to Just Kampers



Made in the UK

GENUINE
PARTS & ACCESSORIES

Genuine VW part

or call our sales team on 0800 9156618

25/30 BHP Engine Rocker Shaft

For 1131cc 25bhp and 1192cc 30bhp engines

J21179 111109407..... £40.00

Heavy Duty Rocker Shafts (Pair)

Fits all engines.

J17965 £53.75

Rocker Thrust Washer. Sold individually

Suitable for all models 1961-79. 16 required per engine.

J39974 025109435..... £1.15

Cylinder Head Stud Set 1600 cc 1971 to 1979

A complete set of 8mm studs with nuts for twin port engines.

J10661 043198035..... £40.25

Chromoly Cylinder Head Stud Kit

Stronger head studs for high performance twinport engines.

J62041 1984564..... **Call For Availability**

Cylinder Head Temperature Sensor

Fits all injection engines from 1975 on

J15344 **Call For Availability**

Spark Plug Insert Set Of 4

A quick solution to stripped spark plug threads.

J10864 00-4013-0..... £6.50

Gasket (Exhaust Cylinder Head to Manifold) All years

Fits all engines all years.

J10331 111251261B..... £0.70

Gasket (Preheat Inlet Manifold) 1959 on

Links the preheat pipe on the inlet manifold single hot spot

J10332 113251263..... **GENUINE** £0.80

Exhaust Manifold Stud All Engines 1960 on

8mm exhaust manifold stud sold singly

J10560 N01444312..... **GENUINE** £0.90

Exhaust Lock Nuts

Copper Locking nuts. 8mm - 1.25 x 12mm O.D

J14857 175129650..... £0.55

Exhaust Lock Nuts 11mm O.D

Copper Locking nuts. 8mm - 1.25 x 11mm O.D

J14858 N0221464..... £1.20

Twin-Port Cylinder Head Shrouds (Pair) 1968 on

These cylinder head shrouds fit all twin-port engines.

J11105 £28.75

3-piece Under-Tin Set 1961 on

This lower tin-set aids engine cooling

J10072 043198350..... £33.75

Deflector Plate 1964 on

Sold as singles two required per engine.

J16731 311119317A..... £4.35

Engine Gasket Sets & Seals



34hp Gasket Set 1200cc 1961-1969

Note the kit does not include a crankshaft main oil seal.

J21506 111198005..... £20.75



Engine Gasket Set 1300 - 1500cc 1961 to 1967

This comprehensive set includes all the gaskets you'll need

J10359 111198007AF..... £19.75



'Hylomar Blue' Gasket Sealant (100g)

A tough waterproof and pressure resistant seal.

J11667 £8.00

General Engine Parts



Crankshaft 1300 - 1600 Beetle & Type2 (Standard 69mm)

Crankshaft 1300 - 1600 Beetle & Type2 (Standard 69mm)

J21329 053105101..... **Call For Availability**



1 Cast Counterweight Crank (69mm)

Cast Counterweight Crank 69mm stroke 8 Doweled Heat Treated

J17954 £289.75



1 69mm SCAT Counterweighted Crank

Cast crank with 8mm dowel pins for secure flywheel location.

J60256 105100..... £248.50



2 Standard Main Bearing Set 1960 on

Set of standard size bearings fits all 1200 to 1600cc

J11100 070198461..... £38.75



3 Dowel Pin (for Main Bearings) All Engines 1946 on

This dowel pin locates the main bearing into the crank case

J10457 111101123..... **GENUINE** £1.70



4 Crankshaft Gear for VW Beetle and Type 2 1300-1600

This is the gear on the crankshaft which drives the camshaft.

J21514 113105209..... £25.50



Crank Installation Kit 1955 on

Includes distributor drive.

J17953 198410610..... £98.75



5 Big End Bearing Set All Engines 1960 on

This standard size, big end bearing set fits all 1200cc-1600cc

J10438 113105701..... £14.25



5 25/30 bhp Standard Big End Bearing Shells

Fits all 25bhp 1131cc and 30bhp 1192cc engines.

J21136 111105701A..... £60.00



5 Big End (Con Rod) Bearing Set 0.25 Over Size

Type 2 & Beetle August 1967 to May 1979 1200-1600cc

J21214 £16.25



6 Con Rod Set for VW Beetle, Ghia Type 3

Set of 4 1300-1600cc con rods

J21381 311105401B..... **Call For Availability**



7 Con Rod Nut

Suitable for all 1300-1600cc engines. Sold individually.

J60841 113105427..... £3.15



8 Flywheel Lock Washer

Fits all engines 1950 to 2003

J21054 111105297..... £3.70



9 Flywheel Gland Nut All Engines 1960 on

This gland nut comes complete with spigot bearing.

J10426 111105305E..... **GENUINE** £9.75



9 Flywheel Gland Nut 1950 to 1960

Fits all 25bhp 1131cc and 30bhp 1192cc engines

J21212 111105305C..... £20.00



10 Flywheel Shim 0.25mm 1966 on

Sold as singles.

J19845 113105281A..... £2.75

Bundle Deal

Service Kit 1967 to 1970

A engine service bundle kit for all engines upto 1970

J18546..... £87.25

Service Kit 1967 to 1970 with long Reach Plugs

A engine service bundle kit for 1600cc with W8CC plugs.

J18547..... £85.00

Service Kit 1972 on with long Reach Plugs

A engine service bundle kit for all engines with W8CC plugs.

J18549..... £85.50

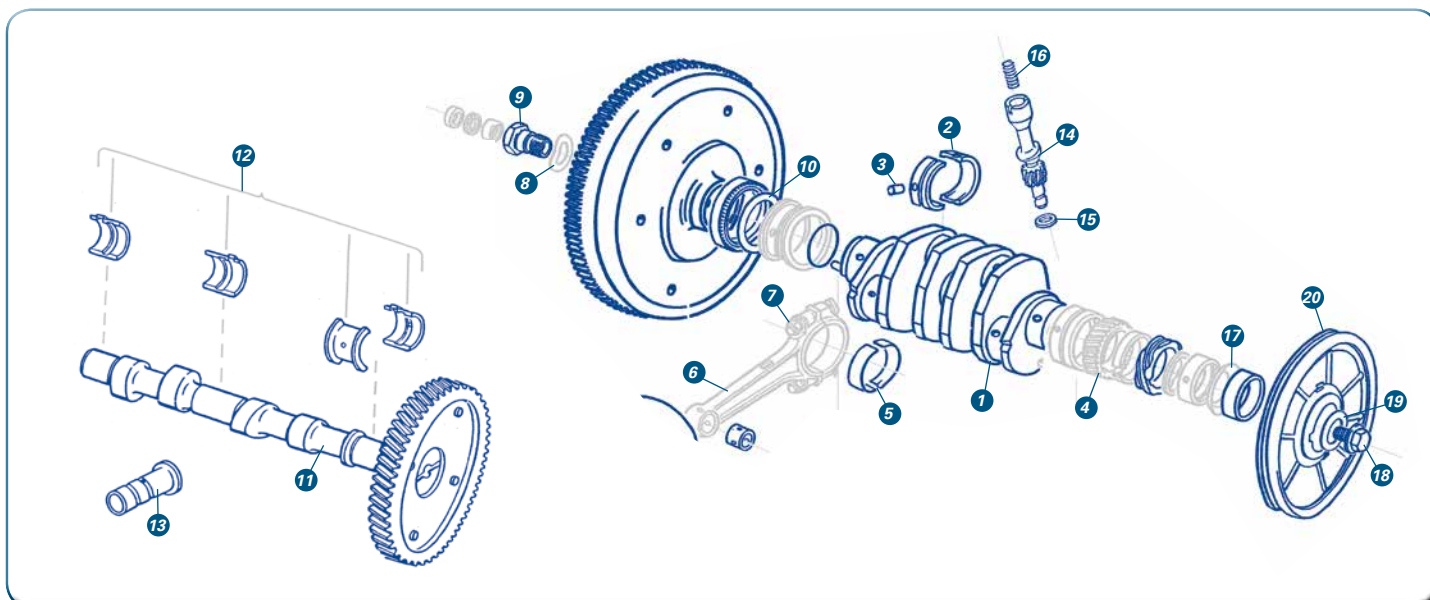
Service Kit 1972 on

A engine service bundle kit for all engines from 1972

J18548..... £87.75



SAVE 10%



- 10 Flywheel Shim (0.32mm) All Engines 1966 on**
Critical for setting the correct amount of crankshaft end float
J10777 113105285A..... **£2.05**
- 10 Flywheel Shim (0.34mm) 1961 on**
J13007 113105287A..... **£1.90**
- 11 Camshaft All Engines 1961 on**
This is the three-bolt style camwheel with timing gear.
J10440 113109021D..... **£84.75**
- 11 T2 Camshaft 4 Stud (Std) 1.6 7/71> With Timing Gear**
T2 Camshaft 4 Stud (Std) 1.6 7/71> With Timing Gear
J21186 113109021G..... **£95.00**
- 11 Engle' W100' Camshaft**
Valve Lift: 0.420 with 1.1:1 rockers, Duration: 276 degrees
J60283 109000..... **Call For Availability**
- 12 Cam Bearing Set 1960 on**
Standard-size set of cam bearings all 1200 to 1600cc
J11101 111198541..... **£11.75**
- 13 Cam Follower All engines 1969 on**
Sold as singles 8 required per engine.
J15269 113109309C..... **£7.75**
- 13 Hydraulic Cam Follower Tappet for Mexican Beetles**
Fits the ACD 1600 fuel injection Mexican Beetle engine.
J29511 043109309..... **£17.00**
- Valve Adjustment Sticker (0.15mm / .006)**
Authentic period Volkswagen sticker.
J15078 **£3.00**
- 14 Distributor Drive Gear 1961 on**
Distributor Drive Pinion for all Type 1 engined vehicles.
J16747 113105231B..... **Call For Availability**
- 15 Distributor Drive Shim**
Sold as singles (2 required per engine). Fits all engines.
J21056 111105235A..... **£3.00**
- 16 Distributor Drive Spring**
This distributor drive pinion spring fits all engines.
J21058 111105233..... **£3.00**
- Crankshaft oil deflector with gaskets**
Suitable for all engine sizes from 1961-79.
J60827 113101221B..... **£2.75**
- 17 Oil Thrower**
Crankshaft oil thrower.
J60834 113105241A..... **£3.15**
- 18 Crankshaft Pulley Bolt**
OEM crankshaft pulley bolt fits all 1200 to 1500cc engines.
J16691 111105263A..... **GENUINE** **£6.25**
- 19 Washer for Crank Pulley Bolt**
A OEM washer for crank pulley bolt.
J16766 111105259..... **GENUINE** **£4.25**
- 20 Crank Pulley (Standard) 1963 on**
This standard crank pulley fits all 1200cc-1600cc engines
J10549 113105251G..... **£21.75**
- Aluminium Crank Pulley All Engines 1960 on**
Features a black-printed scale to aid accurate engine timing.
J10580 00-9114-0..... **£32.25**
- Stock Size Sand Seal Pulley**
For off-road use with press-in sand seals
J60280 10580347..... **Call For Availability**
- Serpentine Pulley Kit (Black)**
These kits are designed for high R.P.M engines.
J14340 903003..... **£263.75**
- Beetle Fanbelt pre 1954**
13x900mm fanbelt for pre 1954 Beetles
J21227 111903137..... **£18.25**
- Engine Mount Nut**
Nut for engine mounting studs. Suitable for all models.
J64573 N01101011..... **£0.75**
- Crankcase Splitter Tool**
Fits into the oil pump aperture to help split the crankcase.
J60055 0121..... **£13.50**
- Crankshaft Pulley Removal Tool**
Can be used with the engine in place.
J60056 0122..... **£26.25**
- Distributor Drive Puller Tool**
Allows the easy removal of the shaft from the case.
J60043 0115..... **£48.00**
- Crank Gear Puller Tool**
Aids the removal of the cam gear from the crankshaft.
J60068 0132..... **£74.75**

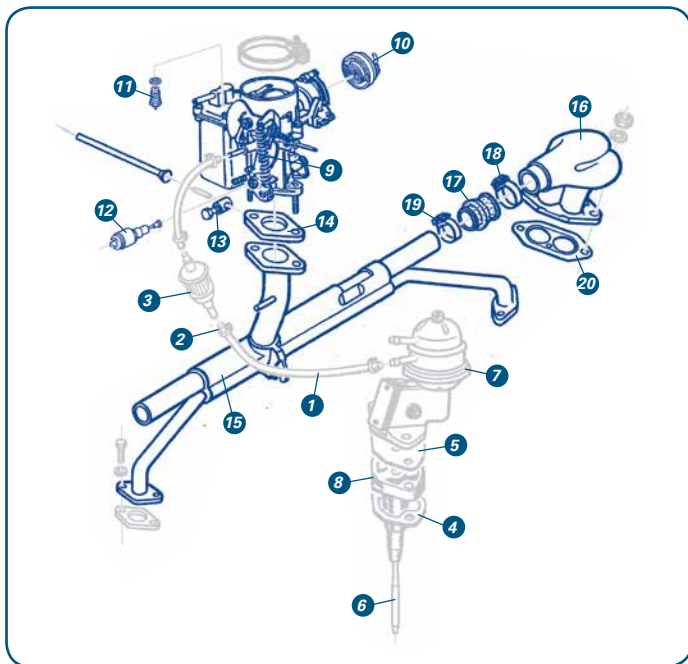
Product Key: Many items in this catalogue feature abbreviations or icons after the part number. These offer additional information on the product that you will find useful.

ik
Exclusive to Just Kampers

Made in the UK

GENUINE
PARTS & ACCESSORIES
Genuine VW part

or call our sales team on 0800 9156618



Fuel System & Filters

- Petrol Cap 1956 to 1960**
80 mm petrol cap with internal catch.
J14291 111201551A..... **£14.75**
- Petrol Cap (Non Locking) 1960 to 1967**
Non locking twist on petrol cap.
J11227 211201551A..... **£13.75**
- Fuel Filler Cap (Non Locking) 1972 on**
J14577 113201551HR..... **£9.75**
- Fuel Tank Nipple Kit 1961 on**
Fits all Beetles except 1302 and 1303
J11226 113201221A..... **£6.75**
- 1 5mm Fuel Hose All Models**
5mm inner diameter sold by the half metre
J10583 N0203551..... **£3.75**
- 1 7mm Fuel Hose**
7mm x 2.5mm Sold by the half metre,
J11668 N203571..... **£2.90**
- Brass Fuel T Fitting 5/16"**
This 5/16" Barbed brass fuel tee
J19355 113201157..... **£10.25**
- 6mm Fuel Line Ferrule for VW Beetle and Type 2**
6mm Fuel Line mounting nipple for fuel pump nut
J21522 111127531A..... **£2.75**
- 2 Pack of six 10mm fuel hose clips**
Stainless steel hose clips for 5mm hose.
J12965 N0245223..... **£5.00**
- 2 Pack of six 13mm fuel hose clips**
Stainless steel hose clips for 7mm hose.
J12966 311133343A..... **£7.00**
- Fuel Hard Line 1957 on**
Runs from the front tin round the fan housing to the fuel pump.
J14195 113127521A..... **£6.00**
- 3 Fuel Filter All Models Except Injection**
In line fuel filter.
J10791 251201511G..... **£1.70**
- 3 Billet Alloy in-line Fuel Filter**
Billet Alloy in-line Fuel Filter
J21548 AC12735184..... **Call For Availability**

Fuel Filter Injection Models

A Original Equipment injection engine fuel filter

J15326 133133511..... **£10.25**

4 Fuel Pump Base Gasket 25/30HP engines

Gasket between pump, base and block. Sold each. 2 required

J21529 111127311..... **£5.00**

4 Fuel Pump Gasket (Lower Base) 1961 on

Fits between the fuel pump flange and engine block

J10396 025127311A..... **£0.55**

5 Fuel Pump Upper Base Gasket All Engines 1960 on

Upper fuel pump gasket fits between the pump and the flange

J10565 113127313..... **£0.80**

6 Fuel Pump Pushrod (Dynamo Models) 1200 - 1600cc 1960 on

Pushrod length is 108mm - please check before ordering.

J10394 113127307..... **£5.25**

6 Fuel Pump Pushrod (Alternator Models) 1973 on

Pushrod length is 100 mm - please check before ordering.

J10395 113127307A..... **£2.95**

7 Fuel Pump

For engines with a dynamo. Complete with gaskets

J10126 113127025D..... **£16.25**

7 Mechanical Fuel Pump 1973 on

All engines from 1973 that are fitted with an alternator.

J10127 113127025G..... **£19.75**

8 Fuel Pump Flange 1960 on

Fits all engines from 1960

J10393 113127303..... **£2.75**

Fuel Pump Repair Kit 1960 on

Contains the diaphragm and all the gaskets required.

J13079 111198555..... **£33.25**

25/30HP Fuel Pump Diaphragm

For all early 25hp and 30hp engines pre 1960.

J60417 111127141..... **£36.00**

Fuel Pump Block Off

Supplied with gasket and fitting kit.

J18152..... **£17.00**

Electric Fuel Pump (12V)

Flow rate 114 Ltr/Ph, 0.42 Bar (6.1psi)

J13083..... **£47.75**

Fuel Pressure Regulator (1-4 psi)

Supplied with kit J13370

J13371 9102..... **Call For Availability**

Mount For Fuel Pressure Regulator

Mounting Bracket For Fuel Pressure Regulator (J13371)

J13372 9090..... **£5.75**

Barbed Fuel Fittings (5/16" (Pair)

Supplied with kit J13370

J13373 9097..... **£5.00**

Fuel Fittings (1/4" (Pair)

Supplied with kit J13370

J13374 00-9103-0..... **£5.75**

Lead Substitute (500ml)

Will treat up to 150ltr of unleaded petrol.

J11412..... **£10.00**

Bundle Deal

Fuel Pressure Regulator Kit

kit allows you to set your fuel flow to the correct pressure.

J13370

Bundle Kit Price **Call For Availability**

SAVE 10%

30 PICT 1 Replacement Carburettor 12 volt 1952 on

Fits all single port Type 1 engined vehicles.

J14347

Call For Availability



30/31 PICT Carburettor

For twin port 1300cc engines 1970-1975.

J14572

Call For Availability

Carburettor (34 Pict 3) 1600cc 1970 on

Supplied with base gasket and studs.

J14689

£368.50

Dual Weber 34 ICT Carb Kit (Twin Port) 1600cc 1971 on

Please note, this kit does not come with a cold start system.

J12146

£565.25



Deluxe Progressive Weber Kit (Twin Port) 1600cc 1971 on

Any carb kit should always be set upon a rolling road.

J12147

£541.75

Carburetor, Manifolds & Rebuild Kits

9 Carburettor Return Spring All Years

Fits all 1200cc to 1600cc engines fitted with 30-34 pict carbs

J10346 113129881A

£1.45

Accelerator Cable Return Spring Kit 1946 to 1965

Includes return spring, sleeve, spring seat and conduit.

J20671 111129000

£19.00

Beetle > 65 Accelerator Cable Spring Seat

Beetle > 65 Accelerator Cable Spring Seat

J21400 113129909

£3.00

Accelerator Cable Guide Kit 1953-62

Guides the accelerator cable through the engine bay.

J60529 111798109

Call For Availability

Beetle & Ghia Choke Cable 1 1952-61

Includes sleeve and knurled nut.

J27572 111711501A

£29.00

10 Choke Element 1967 on

this choke element fits all 34 pict carburettors

J10383 113129191G

£18.75

Air Jet 170

Air jet for carburetor

J29026

£6.00

Idle Jet 0.45

Idle jet for carburetor

J29027

£6.00

Emulsion Tube F6

Emulsion tube for carburetor

J29028

£12.25

Air Jet 180

Air jet for carburetor

J29029

£6.00

11 Needle Valve (1.5mm) 1200 - 1500cc 1950 on

These 1.5mm needle valves fit all 34 pict carburettors

J10384 111129201

£5.00

12 Carb Idle Air Cut-off Valve 1970 on

Idle-Air Cut Off Valve fits 30/34 Pict -3 & 4 carburettors.

J12064 049129412C

£17.75

12 Idle Cut Off Valve

Fits - 12 Volt 30 Pict, 31 Pict, 30 Pict 2 and 34 PDSIT-2

J18816 058129413D

£25.25

13 Accelerator Cable Bolt

Can also be used to fit heater cables to heat exchangers.

J11439 111129859

£2.75

Carburettor Rebuild Kit 1955 on

Comprehensive rebuild kit suitable for all pict carburettors

J10531 111198569Z

£14.00

14 Carburettor base gasket. Single port

Gasket between carburettor base and inlet manifold.

J60872 113129707

£3.25

14 Carb Manifold Gasket

Carb base to inlet manifold gasket fits 34 pict 3 carburettors

J10863 113129707C

£1.45

Carburettor Spacer (34 PICT) 1970 on

Approx 10mm thick, use for clearance when fitting a Alternator

J16928

£9.75

30 Pict 3 Carb Spacer

Spacer used for carb clearance on alternator conversions.

J18134

£12.75

Inlet Manifold (Single Port) 1300, 1500, 1600cc 1963 on

Manifold between carb and cylinder heads

J14570 113129701K

£56.75

15 Inlet Manifold 1600 cc 1971 on

Can be used on a 1300 if using 1600cc 34pict carb

J12750 113129701AQ

£88.15

16 Twinport inlet manifold ends (Pair)

For 1300 and 1600cc engines 1967 on

J20383 113129709G and 113129710D

£89.00

17 Twin Port Manifold Boot 1300, 1600cc 1971 on

Sold as singles two required per engine.

J11427 113129729B

£3.85

17 Red Urethane inlet manifold boots

For twinport 1300 and 1600cc engines

J61471 129902

£12.50

18 Twin Port Manifold Boot Clips Large 1970 on

Sold as a pair

J18878 111501159B

£5.00

19 Twin Port Manifold Boot Clips Small 1970 on

Sold as a pair

J18879 N0245077

£5.00

20 Inlet Manifold Gasket (Twinport) 1300 - 1600cc 1970 on

Crush-type gasket fits between the inlet manifold and head

J10373 113129717A

£0.95

Heat Riser Block Off Plate (Pair) 1960 on

For use when fitting twin carbs.

J15110

£5.25

Chrome Air Cleaner for IDF/DRLA Carbs

Fits IDF/DRLA Carbs. Height 3 1/4"

J21320

£27.25

Air Cleaner (Chrome) 1955 on

Scat air cleaner fits VW Solex Carburettor 1-3/4" High

J14838

£23.75

Bundle Deal

Twin Port Manifold Boot Clips 1970 on

A bundle kit deal consisting of 2 large and 2 small boot clips

J18880

Bundle Kit Price £9.00



SAVE 10%



Pancake Air Filter All Engines 1955 on

Can be used to replace the standard oil bath filter.

J11071 00-8957-0..... **£16.75**



Pancake Airfilter Element

Air filter element which fits the Chrome pancake J11071

J11150 **£2.25**



Beetle Air Filter pre 1952

Beetle Air Filter pre 1952

J21115 111129620 BRZ..... **£22.50**



Air Filter Element 1970 on

Replacement paper air filter element.

J14571 113129620..... **£8.00**



Oil bath air cleaner sticker 1946-66

Authentic period air cleaner sticker.

J15076 **£5.50**



Pre Heat Hose Clip 1961 to 1967

Secures the heat exchanger pre-heat pipe to the air filter.

J20981 113255737..... **£6.00**



Vacuum Hose (3.5mm Diameter)

Sold by the half metre, this vacuum hose (3.5mm diameter)

J10558 N203535..... **£1.40**



Metal vacuum pipe on carburettor

Suitable for all Twin Port 1600cc carburettors.

J60868 113129493M..... **£4.00**

Call For Availability



Voltage Stabiliser Fuel Gauge 1967 on

12 volt fuel gauge voltage stabiliser.

J11083 113957099A..... **£28.75**



Carburettor and Choke Cleaner (400ml)

Formulated to remove dirt, grease and gum deposits

J11312 **£4.00**



Carburettor balancer (With 2 adaptors)

Used for balancing twin carburettors for optimum performance

J19476 **£55.25**

Oil System & Lubricants



1 Oil Filler Cap for Beetle and T2 Split and 1600cc T2 Bay

Supplied with a cork gasket.

J10406 111115485..... **£4.95**



2 60mm Oil Filler Cap Gasket 1952 to 1953

Please check your required size before ordering.

J20743 211201557A..... **£3.75**



2 Oil Filler Cap Seal for VW Beetle, Split and Type 2

Oil Filler Cap Rubber Seal for VW Beetle, Split and Type 2

J21242 133115487..... **£6.00**



Oil Filler Cap (Aluminium)

Aluminium oil cap to fit with our Billet oil tube J12186.

J12174 00-8899-0..... **£10.00**



Oil Filler Tube (Vented, Polished) 1960 on

Screws directly into the standard alternator/dynamo stand.

J12166 00-8904-0..... **£14.75**



3 Oil Filler Nut 1959 on

Secures the oil filler to the dynamo stand.

J13820 113115495..... **£9.25**



4 Alternator or Dynamo Stand 1960 on

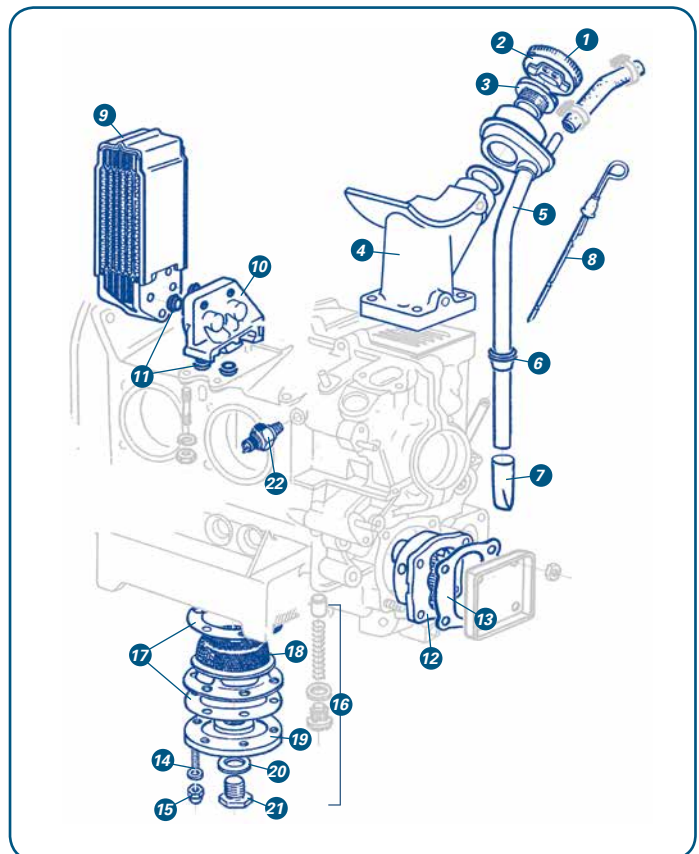
Can be used for either a dynamo or an alternator.

J11095 113101211G..... **£15.75**

Oil Filler All Engines 1967 on

Oil filler funnel / breather for all engines with a alternator.

J20015 113115451C..... **£23.75**



5 Oil Filler Neck 1966 on

Oil filler neck with drain tube.

J10984 113115451D..... **£20.75**



6 Collar for Oil Breather Pipe 1961 on

This seal sits on the oil filter tube on VW upright engines.

J10958 111115491..... **£4.95**



7 Rubber Boot for the Oil Breather 1961 on

A Original Equipment rubber boot for the oil breather.

J10959 311115541..... **£3.20**



8 Oil Dipstick

Fits all engines

J14659 113115611..... **£7.75**



Dipstick (Aluminium)

Replaces standard dipstick

J12173 00-8500-0..... **£15.00**



9 Doghouse Oil Cooler 1600cc TP 1970 on

A blocked or leaking cooler can cause the engine to run hot,

J10124 113117021..... **£46.75**



10 Oil cooler mount (doghouse cooler)

Oil cooler mount for late 'doghouse' oil cooler.

J20385 113117301..... **£50.25**



11 Oil Cooler Seal 1200 - 1600cc 1961 on

Standard oil cooler seal which fits all 1200 to 1600cc engines

J10411 021117151A..... **£0.55**

48 Plate external oil cooler kit

External oil cooler for high performance motors

J21714..... **£129.75**



Product Key: Many items in this catalogue feature abbreviations or icons after the part number. These offer additional information on the product that you will find useful.



Exclusive to Just Kampers



Made in the UK



Genuine VW part

Insure your Beetle with Just Kampers Insurance

Go online for a
60 second quote
or call us on
0845 1256257



justkampersinsurance.com

- 90 degree oil fittings**
3/8 Male x 3/8 Female (Pack of 2)
J29045 £6.75
- 45 degree Oil Fittings**
1/4 Male x 1/4 Female (Pack of 2)
J29046 £14.00
- 12 Oil Pump (8mm Stud Hole) 1971 on**
designed for use with the four-rivet camshaft.
J10401 111115107BK £27.75
- 12 Oil Pump 1960 to 1967**
21mm Gears, 6mm Studs 3 Rivet
J14568 311115107 £41.00
- CB Performance Maxi Oil Pump**
Heavy duty Oil Pump
J29188 1151799 **Call For Availability**
- Bugpack Oil filter/Pump (pre 1970)**
With 32mm gears for an oil filter (J10407)
J61209 115303010 **Call For Availability**
- 13 Oil Pump Gasket**
Fits all engines.
J21241 111115131B £1.45
- Replacement Stud For Crankcase to Oil Pump M8x42**
Replacement Stud For Crankcase to Oil Pump M8x42
J21592 **Call For Availability**
- Nut For Oil Pump Cover**
Fits all engines
J21239 111115161 £2.40
- Oil Filler Breather 1955 on**
Gauze element breather with chrome top.
J16926 115551 £10.75
- Oil Breather Kit (Cast Aluminium)**
Reduce Crank case pressure, eliminate blow by and oil loss.
J16927 115552 £39.75
- Rocker Cover Vents**
Helps decrease crankcase pressure and eliminate blow by
J18151 £8.25
- High Capacity Oil Sump All Engines 1960 on**
Made from aluminium, it carries an extra 1.5litre of oil
J10581 AC115230 £69.25
- 14 Sump Stud for Drainer Plate 1960 to 1967**
OEM replacement sump stud Size M6 x 23mm sold as singles.
J11200 N0145421 **GENUINE** £1.45
- 14 Oversize Stud for Drainer Plate 1960 on**
Used when the engine case thread is damaged.
J90042 N0144781 £1.00
- 15 Domed Sump Nut 1946 on**
A open-ended nut can allow oil to run down the threads.
J10588 N0110624 £0.65
- 16 Oil Strainer Gasket Kit (pre 1960)**
For pre 1960 25/30HP engines
J21537 £11.75
- 17 Oil Strainer Gasket Kit 25/30 bhp engines**
Fits all pre 1960 25bhp 1131cc and 30bhp 1192cc engines.
J21200 111198031 £3.50
- 17 Oil Strainer Gasket Kit 1961 on All Engines**
Contains 2 card gaskets, 6 copper washers and one sump washer.
J10352 113198031 £1.15
- 18 Oil Strainer for Beetle 1200 - 1600cc 1961 on**
Oil strainer fits all engines with a 14.5mm oil pick-up
J10403 311115175A £5.00
- 19 Oil sump plate 30hp 1950-1960**
For 1950 to 1960 models. Includes centre drain nut.
J60408 111115181B £20.00

- 19 Sump Drain Plate All Engines 1960 on**
A simple solution to make oil changes less messy.
J10664 043115181 £8.00
- Oil Sump Plate Kit (Billet) 1960 on**
Supplied with sump nut and fixings.
J14833 £29.75
- 20 Sump Plug Seal 1200, 1300, 1500, 1600cc 1959 on**
Used on engines fitted with a sump drain plug.
J11047 N0138492 £1.25
- 21 Oil Drain Plug 1200 - 1600cc 1961 on**
Fits all engines fitted with an oil drain sump plate
J10404 113115193 **GENUINE** £4.25
- Magnetic Drain Plug 1960 to 1967**
Fits any engine with a oil drain plate.
J11190 00-8856-0 £4.45
- 22 Oil Pressure Switch All engines 1960 on**
0.15-0.45 Bar fits all models.
J10513 021919081B £3.05
- VDO Oil Press Sender**
Goes with the VDO oil pressure gauge J11669
J11700 360081030009 £64.00
- Morris SAE30 Oil (5litre) for all Aircooled Engines**
This oil is recommended by VW for all air cooled engines.
J10650 ML001 **GENUINE** £22.75
- Flexi-Neck Oil Jug**
Marked in 1/4litre increments.
J10859 £8.00
- Multi Purpose Grease (500g)**
For wheel bearings, hubs, universal joints & general greasing.
J11331 £6.00
- Oil Filler Neck Nut Tool**
Used for removal and refitting of the oil filler neck.
J11206 00-5761-0 £8.75
- Grease Gun**
Side lever operation with flexi neck.
J11390 £35.00
- Oil pump puller tool (air cooled engines)**
Removes the pump from the case without causing damage.
J60040 0112 £8.00
- Oil pressure relief valve puller tool**
Removes relief valve pistons from the crankcase.
J60045 0117 £46.25
- Oil Drain Can 9 Litre Capacity**
Doubles as a container with a pouring neck.
J11718 £12.00
- Crankshaft Oil Seal Installing Tool**
Essential for ensuring oil seal goes in straight and true.
J11236 00-5775-0 £13.00

or call our sales team on 0800 9156618



Cooling System

- Porsche Fan Conversion for VW Beetle Twinport**
Provides extra cooling along with an 70amp alternator.
J62031 198100..... [Call For Availability](#)
- 1 Doghouse Fan 1971 on**
Fitted to 1600cc engines with a external oil cooler.
J11153 113119031B..... **£27.25**
- 2 Alternator Backing Plate 1960 on**
Can be used for either a dynamo or an alternator.
J11096 043119261..... **£14.75**
- 3 Doghouse Fan Shroud without Air Ducts**
A early style 36 HP style fan shroud with dog house.
J16832 113119025C..... **£83.75**
- 4 Fan Shroud with Air Ducts**
A early style 36 HP style fan shroud
J16833 113119025C..... **£86.00**
- 4 Black doghouse fan shroud with heater ducts.**
With internal baffles for maximum air flow and cooling.
J20384 **£92.25**
- Chrome cooling fan guard**
Stops debris entering your fan which can cause overheating.
J61291 119221..... **£15.00**
- 5 Dog House Cooling Tin 1971 on**
Fits to the back of the Fan housing.
J14343 113119419..... **£28.75**
- 6 Dog House Air Exit Tin All Twinport Engines 1971 on**
This is the lower section of the dog hose tin.
J19763 113119419..... [Call For Availability](#)
- 7 Air Deflector Plate All Twinport Engines 1971 on**
This is the piece of tin that houses the oil cooler.
J19764 119201005..... **£19.50**
- Pair of 45mm plugs for aftermarket fan shrouds**
Blocks the outlets when the heat exchangers have been removed.
J61289 119119..... **£5.50**
- Fanshroud Spacers**
Fills gap (tinware to shroud) Ideal for long stroke engines.
J61297 1194552..... [Call For Availability](#)
- 8 Twin-Port Cylinder Head Shrouds (Pair) 1968 on**
These cylinder head shrouds fit all twin-port engines.
J11105 **£28.75**
- 9 Front Engine Tin 1967 to 1971**
Doghouse style engine tin for all twin port engines.
J14345 113119517S..... **£40.75**

- Front Engine Tin up to 1971**
Non dog house engine tin for all single port engines.
J14346 113119517R..... **£25.75**
- Chrome rear engine tinware (no heater holes)**
Chrome with pre-heater pipe cut-outs retained.
J61302 119541B..... **£29.00**
- Chrome rear engine tinware (no heater holes)**
Chrome with no heater holes or pre-heater pipe cut-outs.
J61303 119541C..... **£30.00**
- 10 Rear Engine Tin 1960 on**
Suitable for all upright aircooled engines
J14344 043119527..... **£26.50**
- Heat riser manifold insulation (both sides)**
Fits all single hot spot 1200 to 1600cc engines. 1963 to 1973.
J21066 113119597..... **£7.25**
- 11 Engine Pulley Tin 1955 on**
This is the piece of tin that fits behind the crank pulley.
J18088 113119533L..... **£10.25**
- Warm Air Pipe 1968 on**
This directs hot air from the exhaust in to the air filter
J19657 113119519G..... **£19.25**
- Pair of black cylinder cooling tins 1300,1500,1600cc**
Originally for Type 3's these aid cooling on Type 1 engines.
J61296 119403..... [Call For Availability](#)
- 12 Deflector Plate 1964 on**
Sold as singles two required per engine.
J16731 311119317A..... **£4.35**
- Air deflector Plate Nearside / Left**
For 1200-1600cc engines
J29042 131119357..... **£11.75**
- Air deflector Plate Offside / Right**
For 1200-1600cc engines
J29043 113119358A..... **£11.75**
- 13 3-piece Under-Tin Set 1961 on**
This lower tin-set aids engine cooling
J10072 0431198350..... **£33.75**
- Chrome Push Rod Tube Tinware**
The lower tinware under the pushrods.
J61307 1198949..... [Call For Availability](#)
- Thermostat 1960 on**
This is the new-style thermostat for Type 1 engines,
J10170 111119159A..... [Call For Availability](#)
- Thermostat Push Rod**
Thermostat operating push rod.
J62094 211119163A..... **£8.50**
- Tinware Screws (M6 Thread) for Beetle, T2 and T25**
Sold in packs of 25.
J10663 N0107108..... **£4.50**
- Stainless steel tinware screw & washer set**
Pack of 25 screws & washers for the engine tinware.
J21328 N0107108..... **£4.95**
- Stainless Button Head Tinware Screw Kit**
34 tinware screws & washers. Custom allen key fitting with key.
J62040 198450611..... [Call For Availability](#)
- Chrome engine dress-up kit 1200-1600cc**
EMPI chrome dress up kit for all Type 1 engines, 1200-1600cc
J62051 1988742..... **£85.00**
- Buggy Fan Belt Guard - Louvered Chrome**
Louvered version that does not show pulleys or belt.
J64194 9038666..... **£19.50**
- Buggy Fan Belt Guard Mesh**
Chrome plated fan belt guard mesh.
J64196 9039136..... [Call For Availability](#)

**Deck Lid Stand-off Brackets**

Sold as a pair fits all years.

J14846 £14.75

Clutch Components

180mm Clutch Kit 1200-1300cc 1950-1972

With pressure plate, friction plate and release bearing.

J21727 111198141

Call For Availability

**Clutch Kit 200mm (Three Parts) 1500, 1600cc 1962 to 1970**

Contains pressure plate, centre plate and release bearing

J10131 311141025EX £128.25**Clutch Kit 1200, 1300cc 1965 to 1976**

A three piece clutch kit for non guided release bearings.

J14683 111198141BX £156.50**Clutch Kit 200mm (Three Parts) 1600cc 1970 on**

Contains pressure plate, centre plate and release bearing

J10132 311198141AX £111.75**Clutch Kit (Guided Bearing) 1970-76**

180mm three piece clutch kit with a guided release bearing.

J18085 111198141C £145.00**Clutch Release Bearing >1971**

Clutch Release Bearing >1971

J21187 111141165 £24.00**Clutch Release Bearing 1971 on**

German quality release bearings with fixing clips.

J21057 113141165B £29.75**Beetle Clutch Shaft Bearing Rubber Bush >1971**

Beetle Clutch Shaft Bearing Rubber Bush >1971

J21511 113141721 £2.30**Clutch Bearing Clip 1953-70**

Spring clip for clutch bearing. Genuine VW. Years 1953-70

J60424 111141177A £1.40**Clutch Operating Shaft 1200 1960 to 71 1300, 1500cc 1970 on**

1200 cc from 1960 to 1971 and 1300, 1500 cc from 1970 on up.

J18777 113141701C £13.75**Clutch Operating Shaft 1960 to 1971**

Fits 1300, 1500 and 1600cc engines

J18778 113141701E £13.75**Beetle Clutch Return Spring 1960 to 1971**

Fits 1200 to 1300 cc Beetles from 1960 to 1971

J18775 113141723 £3.90**Beetle Clutch Return Spring 1971 to 1974**

Located on the side of the gearbox.

J18810 113141723C £3.90**Beetle Clutch Return Spring 1974 on**

Located on the side of the gearbox.

J18811 113141723D £4.35**Heavy Duty Clutch Shaft Kit - (1960 - 1970)**

A seam welded clutch arm complete with fitting kit

J19463 £61.00**Heavy Duty Clutch Shaft Kit (1970 - 1972)**

A seam welded clutch arm complete with fitting kit

J19464 £61.00**Heavy Duty Clutch Shaft Kit (1972 on)**

A seam welded clutch arm complete with fitting kit

J19465 £61.00

Call For Availability

**Clutch Shaft Fitting Kit 1960 to 1971**

Comprehensive, 10-piece clutch shaft refurbishment kit.

J10350 113198026 £9.75

Heavy Duty Clutch Shaft Kit - (1960 - 1970)

A seam welded clutch arm complete with fitting kit

J19463 £61.00

Heavy Duty Clutch Shaft Kit (1970 - 1972)

A seam welded clutch arm complete with fitting kit

J19464 £61.00

Heavy Duty Clutch Shaft Kit (1972 on)

A seam welded clutch arm complete with fitting kit

J19465 £61.00

Call For Availability

Clutch Cable Conduit 1972 to 1974

Replacing your cable? It's worth checking for a worn conduit.

J10494 211721361D £5.25**Exit Seal for Clutch Cable 1958-1971**

Helps prevent dirt and dust getting into your pan.

J19480 111701293D £8.75**Clutch Cable Wing Nut All Vehicles 1950 on**

Replace your old seized nut.

J10500 131721349 £1.95**Clutch Cable Nut**

Nut for securing clutch cable at gearbox end. Genuine VW.

J60526 111721349A £1.45**Flywheel (200mm) 1500cc and 1600cc 1967 on**

200mm (clutch-size) eight dowels with the ring gear fitted.

J10480 311105271X £76.75**Flywheel Gland Nut All Engines 1960 on**

This gland nut comes complete with spigot bearing.

J10426 111105305E £9.75**Flywheel Dowel Jig Tool**

Used for drilling crankshafts and flywheels for 8 dowel pins.

J60050 0120 £36.50**Clutch Aligning Tool All Years**

Ensure that the drive plate is in the correct place.

J11207 00-5302 -K £4.95

Handy Hint

Clutch cable conduit

When you replace a clutch cable, check the condition of the clutch conduit. It often breaks inside, leaving a sharp metal which will eventually cut your new cable.

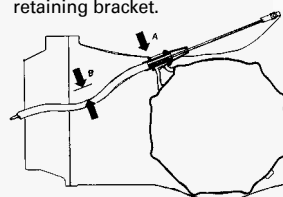
Handy Hint

Adjusting the clutch pedal free-play

Clutch adjustment is carried out by means of the adjusting nut on the cable end. Release the locknut, and turn the adjusting nut to give a pedal free-play of 10-25mm (0.4-1.0 in) which corresponds to the correct clearance of approx. 2 mm (0.08 in) on the clutch release bearing. Tighten the lock nut.

To avoid cable snatch, the clutch cable guide should sag 25-45mm (1.0-1.8 in) as seen in the diagram

below. The sag at point 'B' is achieved by inserting or removing shims at point 'A', between the end of the cable guide, and the retaining bracket.



Product Key: Many items in this catalogue feature abbreviations or icons after the part number. These offer additional information on the product that you will find useful.



Exclusive to Just Kampers



Made in the UK



Genuine VW part

or call our sales team on 0800 9156618

Engine Mounts

- Starter Motor D bolt**
M10 x 110 This is the top bolt that holds the starter in place
J15111 111199101..... **£4.25**
- Gearbox Mount 1960 to 1972**
Sold as singles, 2 required per vehicle.
J14628 113301263A..... **£8.25**
- Gearbox Mount (Nearside/Left) 1972 on**
Nearside/left 1972-1979.
J16930 113301263C..... **£8.25**
- Urethane Gearbox Mounts 1961 on**
Sold as a set with fixings.
J18154 **£36.25**
- Rear Gearbox Mount Cradle 1952-71**
Suitable for all Beetles 1952-71.
J60463 111301255A..... **Call For Availability**
- Gearbox Mount Cradle 1953-72**
This is the rear gearbox mount cradle.
J14583 113301255A..... **£21.00**

1200 To 1600cc Exhausts

- 30hp Exhaust Silencer 1955-60**
30hp round style with twin tail pipes.
J60448 111251051G..... **£170.00**
- Beetle silencer 1300-1600cc**
August 1965 to July 1975 (excluding 1300 Twin Hot Spot)
J20117 113251053AK..... **£76.00**
- Beetle Fuel Injection Rear Exhaust (Non Cat Version)**
Beetle Fuel Injection Rear Exhaust (Non Cat Version) 1600cc
J21376 043251051B..... **£210.50**
- Twin Hot Spot Rear Exhaust Box**
For Beetles fitted with the AR code 1300cc engine.
J60616 113251053BC..... **£97.75**

Exhaust Kit 1200cc 1963 on

A complete kit, back box, tailpipes and fittings.

J14678 **£94.75**



Stainless Steel Silencer 1300, 1500, 1600cc 1965 on

Sold with a lifetime warranty.

J14677 **£275.00**



Stainless Heat Exchanger 1600cc 1963 on Offside (Right)

Stainless steel inner exhaust tube and a aluminised outer.

J19947 **Call For Availability**

Stainless Heat Exchanger 1963 to 1967 Nearside (Left)

Stainless steel inner exhaust tube and a aluminised outer.

J19948 **Call For Availability**



Bundle Deal

SAVE 10%

Stainless Steel Sports Silencer Kit

304 stainless silencer and manifold with a lifetime warranty.

J18946 **Bundle Kit Price £297.75**



Monza 4-Tip Exhaust Bundle Kit 1300cc-1600cc 1962 on

IMonza exhaust with 4 chrome tailpipes plus fitting kit.

J10077 **Bundle Kit Price £123.75**



- Beetle 75 - 79 Fuel Injection Exhaust Tail Pipe**
Beetle 75 - 79 Fuel Injection Exhaust Tail Pipe
J21372 043251187B..... **£24.00**
- Mexican Beetle Exhaust Header 1992 on**
Fits all 1992 onwards using ACD code engines.
J64464 BAA251053A..... **Call For Availability**
- Chrome Tail Pipe 1967 on**
250mm long tail pipe, sold as singles.
J14593 113251163D..... **£12.25**
- Stainless Steel Tail Pipe**
234 mm pipe sold with a lifetime warranty
J14676 113251163..... **ik** **£19.25**
- Cheese Grater Exhaust Tips (Chrome)**
A classic styling piece, fits over the tail pipes.
J14854 AC113253..... **£22.75**
- Pair of polished stainless steel tapered tail pipes**
Fits all exhaust silencers from 55-79.
J60891 113251163M..... **£20.00**
- Heat Exchanger (Offside/Right) 1963 on**
Good quality with superior heat output
J10638 043255108DH..... **£79.25**
- Heat Exchanger (Nearside) 1200, 1500 cc 1963 on**
Good quality with superior heat output
J10080 043255107N..... **£79.25**
- Heat Exchanger Fit Kit (Offside/ Right) 1963 on**
Contains all the parts you need to fit your cables.
J14604 043298104..... **£7.75**
- Heat Exchanger Beetle Fuel Injection Offside (Right) 1600cc**
Heat Exchanger Beetle Fuel Injection Offside (Right) 1600cc
J21374 043255106G..... **£225.00**
- Heat Exchanger Beetle Fuel Injection Nearside (Left) 1600cc**
Heat Exchanger Beetle Fuel Injection Nearside (Left) 1600cc
J21375 043255105G..... **£240.00**
- 25-30hp heater box 1949-60**
Fits all early 25hp and 30hp engines.
J60452 111255101C..... **Call For Availability**
- 34hp' stale air' heater box, nearside 1960-62**
For pre fresh-air 1200cc engines. Aug 1960 to Dec 1962.
J60894 113255101A..... **Call For Availability**
- Heater box repair tube 1947-60**
For early heater boxes. 1947-60. Sold individually.
J60459 111298081..... **Call For Availability**
- J Tubes (Pair) All Engines**
Please note that if you fit these, you will lose your heating.
J10599 071755..... **£27.75**

Stainless Steel J Pipes (Pair)
Made from 304 stainless steel, sold with a lifetime warranty.
J12178 071755ST   £41.00


4 to 1 Manifold (Stainless Steel)
Fits with stainless steel silencer J12177
J12176   £169.75


Ceramic Coated 4 into 1 Header 1300, 1500, 1600 1961 on
Made from 1 3/8 inch 16 gauge steel with extra thick flanges.
J14855 £238.00

1 5/8" Black Merged Header and Stinger
Big bore heat exchangers can be added to retain heating.
J64565 ex033  

Stainless Steel Sports Silencer
Sold with a lifetime warranty
J14675   £150.00


EURO Twin Tuck-Away - Thunderbird
Fits 1300-1600cc. Very good exhaust for ground clearance.
J64550 ex018 £216.00

Twin glass pack low mount Exhaust
1/2" header. Not suitable for lowered vehicles!
J64551 ex019 

Monza 4-Tip Exhaust - Type 3 engines
For Type 3 Fastback, Notch & Squareback VWs.
J64558 ex026 

Monza 4-Tip Exhaust 1300, 1600cc 1963 on
EMPI quality, 4-Tip exhaust silencer for all 1300cc-1600cc
J11609 £124.50

Two Tip Exhaust 1300, 1500, 1600cc
4 in to 1 header with a OE style back box
J17949 £94.75

EMPI GT 2-Tip Exhaust 1300-1600cc
Tailpipes exit through the standard rear valence cut outs.
J64561 

Monza Single Tip Exhaust
Fits 1300-1600cc. Great for lowered cars.
J64559 ex027 £94.25

EMPI Econopak exhaust
Fits 1200-1600cc. Great for lowered cars.
J64560 ex028 £100.75

Dual Buggy Cannon Exhaust (Black With Chrome Tips)
Note: No Heat Exchangers
J21211 2513373 £115.75

Ceramic Mega Cannon Buggy Exhaust
With integral J-tubes for use without heat exchangers.
J21243 £264.00

Phat Boy Muffler

Will fit all Beetles when using an Empi header.

J14891 £253.75



Black 1 5/8" merged exhaust header

Large pipework with long merged connector for maximum power.

J64564 



Insure your Beetle with Just Kampers Insurance

Go online for a
60 second quote
or call us on
0845 1256257



justkampersinsurance.com

Quiet Pack Single Exhaust 1300, 1500, 1600cc 1966 on

kit includes aluminium air hose and fitting kit

J14856 £139.00



Dual Quiet Pack - Thunderbird

1 3/8" small flange system.
Fits 1300-1600cc.

J64540 £228.00



Heat Riser Block Off Plate (Pair) 1960 on
For use when fitting twin carbs.
J15110 £5.25

Silencer Fitting Kit 1200 - 1500cc 1963 on
Contains gaskets clamps and fittings suitable for all engines
J10318 111298009A £7.75

Exhaust Clamp 1200 to 1600cc 1955 on
Two required per vehicle between the backbox and exchangers
J10320 111298051A £3.45

Gasket (Exhaust Cylinder Head to Manifold) All years
Fits all engines all years.
J10331 111251261B £0.70

Gasket (Preheat Inlet Manifold) 1959 on
Links the preheat pipe on the inlet manifold single hot spot
J10332 111251263  £0.80

Small Flange Header Gasket (Pair)
For use with all makes of small flange header.
J11344 00-3393-0 £3.55

Band Clamp 1960 on
Fits between the heat exchanger and the heater pod.
J10308 111255341A £2.70

Holts Firegum Exhaust Assembly Paste
Acts as a lubricant for a fast and easy assembly.
J11329 £5.00

Product Key: Many items in this catalogue feature abbreviations or icons after the part number. These offer additional information on the product that you will find useful.



Exclusive to Just Kampers

















Made in the UK

GENUINE
PARTS & ACCESSORIES

Genuine VW part

or call our sales team on 0800 9156618

Heater Tubes & Ducting

-  **Dash Vent Plastic Insert 1965 on**
Sold as singles
J17020 111255483 **£5.25**
-  **Dash Vent Plastic Insert 1200/1300 1964 on**
Nearside/Left and Offside/Right
J27662 113819719 **£6.00**
-  **Chrome defroster vent trims 1953-57**
Chrome trims for windscreen defroster vents. German Made.
J60346 111000111 **£17.75**
-  **Heater Air Hose 1955 on 32 x 700mm**
This is the 32mm hose from the heater channel to the screen
J19483 113819723A **£10.00**
-  **Air Hose (50mm Diameter) All Engines 1960 on**
Sold in 1m lengths there is enough to fit both sides
J10487 028129087A **£4.45**
-  **Plastic Airhose 1963 on**
Replace that paper airhose with this hardwearing plastic tube
J10307 113255292 **£5.25**
-  **Fresh Air Hose (Silver) 1961 on**
Aluminium fresh air hose cut to length.
J11076 00-3378-0 **£5.25**
-  **Connecting Pipe (for Air Hose) 1963 on**
Fits all engines with a standard exhaust
J10547 113255165 **£5.25**
-  **Sealing Grommet (50mm) 1963 on**
These seat on the air hoses where they meet the lower tin
J10548 113119585a **£3.70**
-  **Sealing Grommet For Fresh Air thru Tinware Hose, Beetle 62-69**
Sealing Grommet For Fresh Air thru Tinware Hose, Beetle 62-69
J21556 113119571 **Call For Availability**
-  **Rubber Gasket for End of Heater Tube 1964 on**
This is the rubber seal fitted to both ends of the heater tube
J18343 111819945 **£5.00**
-  **50mm Airhose Clamp All Engines 1961 on**
Secures the airhose on to the fan housing.
J10665 111501159B **£2.25**
-  **pre 60 VW Beetle, Ghia Heater Tube from Exchange to Body**
Beetle, Ghia pre 60 Heater Tube from Exchange to Body
J21581 111255355R **£33.75**
-  **Heater Tube 1964 to 1968**
Heater Tube between heat exchanger and body.
J14620 113255355D **£32.75**

Handy Hint

The heating on my air cooled VW is rubbish!









The heating system relies on the air arriving at the front warm and in a decent enough volume.

The main problem is that the pipework from front to rear is made from many pieces and over the years the various parts move/ rust away and each joint leaks a bit of warm air. When the piping was new it was insulated to keep the warmth in, often this insulation is now missing and the pipes require re insulating.









The air for the heater is also the air that cools the engine, so every joint and pipe needs checking from fanhousing to dashboard.

The other main problem is that pattern heat exchangers do not have as many fins inside, the fins are the aluminium area inside the heat exchanger that the air is blown over and that transfers the heat from the exhaust pipe to the air.




Genuine heat exchangers are becoming harder to find, so snap them up when you see them. You should also make sure the heater cables are functioning correctly, otherwise the flaps on the heat exchangers will not open and no heat will come down the pipes you have just repaired.











































-  **Heater Tube 1969 to 1972**
Heater Tube between heat exchanger and body.
J14621 113255355M **£29.75**
-  **Heater Air Hose 38x1092mm 1969 on**
Defroster hose from the heater channel to the windscreen.
J20913 113819723 **£12.50**
-  **47x559mm Hot Air Pick Up Hose 1971 on**
From the exhaust hot air pick up to the plastic air filter box.
J20924 133819365 **£16.00**
-  **Heater Hose to Dash 1956-64**
From heater channel to windscreen. Sold each. 2 required.
J60454 111255455C **£12.00**
-  **24x356mm Air Box Drain Hose 1968 on**
Allows condensation to drain from your air box.
J20947 111819543 **£10.00**
-  **Fresh Air Control Box Hose 1968-1970**
Under bonnet fresh air control box to side defrost vent pipes.
J20989 113819717 **Call For Availability**
-  **Carburettor pre-heater air hose 1961-67**
Pre heat air hose from the heat exchanger to the air filter.
J20927 211255359 **£6.50**
-  **Pre Heat Hose Clip 1961 to 1967**
Secures the heat exchanger pre-heat pipe to the air filter.
J20981 113255737 **£6.00**

Heater Cables & Controls

-  **Heater Box Cables 1947-51**
German made heater box cables.
J60523 111711629 **£9.25**
-  **Heater Cable All Models 1964 to 1972**
1435mm long fits all models including 1302.
J14614 111711717A **£4.05**
-  **Heater Cable 1200-1300cc 1972 onwards**
1365mm GEMO quality heater cable. Also fits 1303 models.
J14615 111711717D **£5.75**
-  **Rear Seat Heater Flap Cable 1965-79**
Cable from the heater levers to the flap under the rear seat.
J60524 111711713A **£7.25**
-  **Heater Cable Tube Rubber Sleeve**
Heater Cable Tube Rubber Sleeve
J21405 113711691 **£2.30**
-  **Heater Cable / Accelerator Retaining Spring 1945 on**
Used on the accelerator linkage, heater cables and fan flaps
J10085 211259283 **£1.15**
-  **Heater Cable Clamp Kit 1200 to 1600cc 1961 on**
This heater clamp kit mounts the cable to the heater flap arm.
J10323 111298101A **£3.95**
-  **Pair of VW Beetle Yellow Heater Knobs**
Pair of VW Beetle Yellow Heater Knobs
J27643 133819680 **£15.50**

Fuel Tanks, Filters & Hoses

-  **Fuel Tank Cap 1946-55**
With rubber seal. German made. (large diameter filler neck)
J60436 111201551 **Call For Availability**
-  **Petrol Cap 1956 to 1960**
80 mm petrol cap with internal catch.
J14291 111201551A **£14.75**
-  **Fuel Filler Cap (Non Locking) 1972 on**
J14577 113201551HR **£9.75**

	Locking Fuel Filler Cap 1972 on	
J14578	321201551H.....	£14.50
	Fuel Tank Cap Seal VW Beetle 1947-55 Replacement rubber seal for fuel tank filler cap. VW Beetle 1947-55	
J60438	111201557.....	£9.50
	Fuel Filler Flap Release Cable for 1968-71 Cable, outer sleeving & fixings (D pull handle sold separately)	
J60551	111809939A.....	Call For Availability
	Beetle 71-79 Fuel Flap Release Cable Beetle 71-79 Fuel Flap Release Cable (NOT 1302/03)	
J21429	111809939C.....	£53.00
	Fuel Flap Release Handle 1970 to 1972 D handle fuel filler flap release	
J19661	111823461A.....	£7.25
	Fuel Filler Cable Handle Clip (1302 Beetle) Clip for fixing the filler flap handle onto the release cable.	
J61020	113809963.....	£1.15
	Beetle Fuel Filler Flap Spring Beetle Fuel Filler Flap Spring 68-79	
J21542	111809931.....	£2.00
	Fuel Filler Neck Seal for VW Beetle and Ghia 1968-79 The usual cause of petrol smells in the car. Genuine VW.	
J60550	111809599A.....	£18.00
	Petrol Tank Hose Seal Beetle 1968-79, Ghia & Type 3 1968-74	
J21224	113201215.....	£3.90
	Breather Hose Pipe for VW Beetle filler neck Breather Hose Pipe elbow for the fuel filler neck	
J21342	311201179A.....	£9.50
	Breather' T' Piece connection 1968 on Fits all models 1968 onwards. Genuine VW.	
J60882	113201157.....	£3.25
	Fuel Filler Neck Hose Suitable for 1968 onwards Beetle and Karmann Ghia	
J63650	311201219A.....	£16.25
	Fuel Tank U Vent Hose (1302 and 1303 Beetle) Vent hose on the fuel filler neck. 1971-79.	
J61535	133201179.....	£15.00
	Fuel Tank Vent Hose for VW Beetle 1302 70-72 Vent hose on fuel tank for 1302 models only 1970-1972.	
J61536	133201181A.....	£18.25
	Fuel Tank Vent Hose for Beetle 1303 73-79 Vent hose on fuel tank for 1303 models only 73-79.	
J61537	133201181B.....	£18.00
	Petrol Tank 1960-1967 Fits all Beetles and Karmann Ghias from 1960 to 1967.	
J20391	113201075AB.....	£188.75
	Petrol Tank VW Beetle 1967 on Fits all VW Beetles from 1967 on except 1302 and 1303.	
J20404	113201075AD.....	£81.50
	Petrol Tank 1302/1303 Carb Models 1971-1979 Fits all 1302 & 1303 Beetles fitted with carburettor engines.	
J20406	133201075F.....	£158.50
	Petrol Tank 1302/1303 Injection Models 1971-1979 Fits all 1302 & 1303 Beetles with fuel injection engines.	
J20407	133201075G.....	£163.25
	Petrol Tank Clamp 1949 on Sold each. 4 required. For Beetle, Karmann Ghia & Type 3.	
J20739	111201635A.....	£3.25
	Petrol Tank To Body Seal 1946-1960 Fits Beetle and Karmann Ghia 1956 to 1960.	
J20785	111201621B.....	£15.25
	Petrol Tank To Body Seal 1961 on Fits Beetles excluding 1302 and 1303 & Karmann Ghia.	
J20786	111201621C.....	£17.75
	Petrol Tank Filter 1950 onwards This sits on the exit pipe inside your fuel tank.	
J20738	111209147A.....	£10.00
	Fuel tap filter seal 1956-1974 This fibre seal fits to the filter on 1956-74 Beetles.	
J21479	111209139.....	£1.15
	Petrol Reserve Tap 1956-1961 Reserve tap found on the base of your petrol tank.	
J20741	111209021E.....	£65.00
	Fuel Tap Handle Seal Fuel tap handle to fuel tap. Suits all fuel taps.	
J21682	111209175.....	£3.00
	Fuel Tap Seal VW Beetle 1943-55 Seal between fuel filter and fuel tap. Genuine VW. Years 43-55.	
J60441	111209129.....	£5.75
	Fuel Tap Screw Double-drilled screw for fuel taps. Genuine VW.	
J60443	111209159.....	Call For Availability
	Fuel tap lever handle extension Original VW accessory. Fits all Beetles with fuel switches.	
J60363	111016191.....	Call For Availability
	Fuel Tank Nipple Kit 1961 on Fits all Beetles except 1302 and 1303	
J11226	113201221A.....	£6.75
	Fuel Line Screw for VW Beetle Correct type screw for fixing the fuel line. Sold individually.	
J60420	111127541.....	£4.75
	5mm Fuel Hose All Models 5mm inner diameter sold by the half metre	
J10583	N0203551.....	£3.75
	7mm Fuel Hose 7mm x 2.5mm Sold by the half metre,	
J11668	N203571.....	£2.90
	Brass Fuel T Fitting 5/16" This 5/16" Barbed brass fuel tee	
J19355	113201157.....	£10.25
	Fuel Line Grommet Rubber grommet for the fuel line that runs through the floorpan.	
J21202	111209189A.....	£1.90
	Solid Fuel Pipe 1957 on Runs from the front tin round the fan housing to the fuel pump.	
J14195	113127521A.....	£6.00
	Pack of six 10mm fuel hose clips Stainless steel hose clips for 5mm hose.	
J12965	N0245223.....	£5.00
	Pack of six 13mm fuel hose clips Stainless steel hose clips for 7mm hose.	
J12966	311133343A.....	£7.00
	Pressure Regulator Hose Clamps 1/4" & 5/16" Pack of 4	
J13375	9224.....	£2.15
	Fuel Tank Sender for VW Beetle 61-67 Mechanical type fuel tank sender unit for all 61-67 models.	
J61153	113919051ABR.....	£45.00
	Sender Unit Cap 1961-67 Cap for the early mechanical style sender units.	
J61156	113919137.....	Call For Availability
	Fuel Sender Unit (Mexican Beetles) For Mexican manufactured Beetles 1995-2003. Genuine VW.	
J64465	BAA919051.....	£82.50

FREE Delivery
on all orders over £35*

**No oversize
delivery charges**

No oversize charges on large items*

1 hour courier delivery slot
Super fast delivery with our couriers
sending you a text message with a 1
hour deliver slot**

*Mainland UK only

**Valid mobile phone number must be provided



No oversize delivery charges Recondit'd Gearboxes & Rebuild Parts

TES Beetle Gearbox Swing Axle 1961 on
A exchange reconditioned gearbox for swing axle models
J15141 [Call For Availability](#)

Vege Swing Axle Gearbox 1961 on
A exchange reconditioned exchange gearbox for swing axle models
J16944 [Call For Availability](#)

TES Gearbox IRS
A exchange reconditioned gearbox for IRS models
J15142 [Call For Availability](#)

TES Beetle IRS Freeway Flyer
J19294 [Call For Availability](#)

TES Beetle Gearbox Swing Axle Freeway Flyer
Comes with 1600 spec gears and a 3.88 ring and pinion.
J19295 [Call For Availability](#)

NEW Heavy duty Rhino gearbox case
With extra webbing and gussets for superior strength.
J64566 0813010513 [Call For Availability](#)

Gearbox Nose Cone 1961-72
Gearbox nose cone. 1961-72. German made.
J60913 113301205G £65.50

Repair Kit for Gearbox Nose Cone 1969 on
Includes the seals and bushes for rebuilding the nose cone.
J19461 001398227 £13.75

Gearbox Input Shaft Bearing
Input Drive shaft main roller bearing. Genuine VW.
J60916 113311123A [Call For Availability](#)

Release Bearing Guide 1971 on
Fixes on with 3 bolts to the gearbox bell housing.
J19462 113141181A £8.25

Main Shaft Seal for Gearbox 1960 on
Replace your leaky input shaft seal with this quality item.
J10300 113311113A £2.75

Starter Motor Conversion Bush (6 Volt to 12 Volt)
Convert your 12 volt gearbox to accept a 6 volt starter motor.
J14440 113301155 £3.95

Driveshaft Complete With CV Joints

August 1967 to May 1979
IRS (Will Not Fit Automatics)

J20437 £120.75



Rear Axle CV Joint Kit 1967 on

Joint, grease and fittings fits
all Beetles with IRS

J14646 £50.75



Gearbox Starter Motor Bush 12 Volt 1967 on

Should always be replaced when changing your starter motor.

J11137 113301155 £0.70

Gearbox Oil Level Plug for VW Beetle

Level plug for gearbox oil. Suitable for most models. (M24x1.5)

J60642 113301123A £5.50

Gearbox Oil Drain Plug for VW Beetle

Drain plug for gearbox oil. Suitable for most models.

J60908 113301141B £8.50

Clutch Cable Tube Bracket

This supports the clutch cable conduit. Genuine VW.

J60909 113301165A £7.25

Side Sealing Plate

Side safety tab plate. Suitable for 59-65 models only.

J60915 113309151 [Call For Availability](#)

Reverse Selector Fork for VW Beetle > 1972

Shift fork for reverse gear. Suitable for all models upto '72

J60917 113311571 [Call For Availability](#)

Reverse Light Switch Seal for VW Beetle & T2 Bay

Sealing ring for the reverse light switch to the gearbox.

J64605 N0138161 £1.45

Gear Carrier Side Gasket 1961-1972

For swing axle gearboxes.

J21508 113301191 £0.75

Gear Carrier Plate Gasket 1961-72

Gasket between gear carrier and axle tube. 1961-72.

J60912 113301191 [Call For Availability](#)

Shaft Seal for Semi-Automatic 1971 onwards

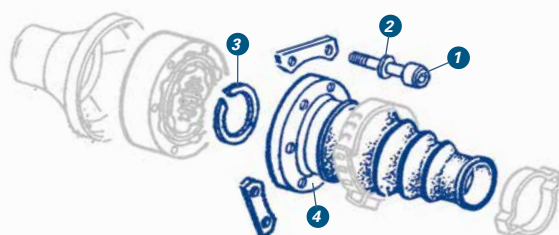
Main transmission shaft sealing ring (6,4x10)

J60018 001301083B £39.75

Gearbox Gasket Kit 1964 to 1973

All gaskets and seals required to rebuild your gearbox.

J14198 111398005 £9.25



Product Key: Many items in this catalogue feature abbreviations or icons after the part number. These offer additional information on the product that you will find useful.



Exclusive to Just Kampers



Made in the UK

GENUINE
PARTS & ACCESSORIES

Genuine VW part

Shop online at justkampers.com



IRS Drive Flange Seal VW Beetle 1967-1979
Inner Output shaft sealing ring. German made.

J60911 113301189F..... **£9.00**



Axle Tube Gasket
Beetle, Split, Ghia, Type 3. Sold each (3 required per side)

J21117 111501131A..... **£1.15**

CV Joints, Boot Kits & Mounts



1 CV Joint Bolt All IRS Gearboxes

You'll need six bolts per CV joint.

J10592 113501229D..... **£1.15**



2 CV Bolt Washer for IRS models.

Helps prevent the CV bolt working loose, sold as singles.

J11247 N0153711..... **£1.45**



3 CV Circlip IRS Models 1967 on

Prevents the CV moving beyond its specified range of travel.

J10667 113517279..... **£1.95**



4 Rear Axle CV Joint Boot 1967 on

Sold as singles, fits all IRS models

J14722 113501149..... **£9.00**



Rear Axle Boot Kit All Swing Axle Models 1960 on
Supplied with fixings.

J14726 111598021A..... **£9.75**



Solid Axle Boot (Beetle 1950 on) (Karmann Ghia 1956-1967)
Requires disassembly of the axle tubes to allow fitting

J21503 111501151..... **£11.75**



Yellow Swing Axle Boots Beetle & Type 3
Pair of Neoprene boots supplied with all fittings.

J63936 5019973..... **£14.50**



Rear Axle Hub Seal Kit All Swing Axle Models
Includes all the parts to rebuild one side.

J14728 111598051A..... **£6.00**



VW Beetle Rear Hub Seal Kit
German quality rear (swing axle) axle hub seal kit 1950-1967.

J27556 111598051A..... **Call For Availability**



Beetle 71+, Ghia, Type 3 68+ Rear Hub Seal
Beetle 71+, Ghia, Type 3 68+ Rear IRS Hub Seal

J21460 113501315H..... **£3.15**



Rear Axle Hub Nut (36mm) 1966 on
Sold as singles two required per vehicle.

J14727 311501221..... **£5.75**



Gearbox to Chassis Seal 1961 on
This seal prevents dirt and damp getting in to your floor pan.

J18808 111301289B..... **£14.00**



Gearbox Mount Bush 1962-1965
Fits over the front gearbox mount.

J21029 311301343..... **£6.50**



Front gearbox mount
Fits through Sep'52 Bug.

J20878 211301297..... **Call For Availability**



Front Gearbox Mount Oct 1952 to 1967
Oct 1952 through 1959 Beetle, and 1961 Beetle

J20907 111301265..... **£19.25**



Gearbox Mounting Front for VW Beetle October 1961 to 1965
Gearbox Mounting Front Beetle October 1961 to 1965

J21311 311301265A..... **£20.00**



Gearbox Mount 1960 to 1972
Sold as singles, 2 required per vehicle.

J14628 113301263A..... **£8.25**



Gearbox Mount (Nearside/Left) 1972 on
Nearside/left 1972-1979.

J16930 113301263C..... **£8.25**



Urethane Gearbox Mounts 1961 on
Sold as a set with fixings.

J18154..... **£36.25**



Rear Gearbox Mount Cradle 1952-71
Suitable for all Beetles 1952-71.

J60463 111301255A..... **Call For Availability**



Gearbox Mount Cradle 1953-72
This is the rear gearbox mount cradle.

J14583 113301255A..... **£21.00**



CV Joint and Rack Grease (90g)
High temperature molybdenum grease

J10651 G000602..... **£2.45**

JK how to videos

If you've ever fancied servicing your own VW, either to cut down your motoring costs or have some fun, but didn't have the knowledge or confidence to have a go, Just Kampers are here to help!



With the help of Paul Venners and the guys at quatermilehigh.com we have created a series of how-to movies covering items such as adjusting, servicing and replacing brakes, wheel bearings, fan belt, ignition system, removing the engine and also covering the tools required for each job.


Well now there's no excuse!
So visit justkampers.com

www.justkampers.com

Removing the rear hub nut



Engine removal



Flat 4 Eliminator Shifter

Reduces the throw by 40% for better and faster gear changing.

J19474 £152.50

Empi Short Trigger Shifter Fits All Models

A closer and more positive gear change.

J19351 £59.95

Scat Shifter (Straight Handle)

A closer and more precise gear change

J14841 £101.75

Scat Shifter (Angled Handle)

A closer and more precise gear change

J14842 £121.50



Gear Levers & Linkage Parts

Gear Knob (Ivory) 1960 to 1967

7mm thread

J14357 113711141AIV £5.75

Ivory Gear Knob 1949 to 1961

10 mm Thread

J14243 113711141B £5.75

Gear Knob (Black) 1949 to 1961

10mm thread

J14358 113711141B £5.75

Black Gear knob 1967 on

A original-style black gear knob.

J10991 113711141D £5.25

8 Ball Gear Knob

They've got a 12mm thread, and screw on to your gear stick

J14706 £9.75

Gear Lever Boot 1960 on

Original Equipment quality gear lever boot

J16890 111711115A £3.75

Gearshift Plate 1964 on

Found under the gearstick and if worn can cause problems.

J11078 211711149 £6.75

Quick Shifter Plate

Reduces gear stick travel making gear changes a lot easier.

J11070 £5.75

Shift rod support bracket 1960 onwards

Replaces your worn bracket. Requires welding to install.

J20796 111701255B £13.75

Gear Stick Lock 1946-1967

Locks the vehicle into neutral preventing theft.

J20793 £90.00

Gear Stick Lock 1972 onwards

Locks the vehicle into neutral preventing theft.

J20794 £90.00

Gear Stick Lock 1968-1971

Locks the vehicle into neutral preventing theft.

J20792 £90.00



Gearshift Lever Ball Bush

Beetles from 1972 on, Karmann Ghia 1972-74, Type 3 1968 on

J21547 411711133 £9.00



Gear Shift Rod Bush 1950 on

Eliminate poor gear changes using a OEM gear shift rod bush

J15136 111701259A £3.95



Rear Gear Rod Coupler 1946 TO 1964

A worn coupler can be the cause of sloppy gear changes.

J14303 111711175B £17.50



Rear Gearbox Coupling 1964 on

This OEM coupling fits all Beetles from 1964

J10421 311798211 £14.00



Urethane Shift Coupler 1968 on

Make more positive gearchanges with this EMPI coupler.

J19353 £15.25



Screw for Shift Rod Coupler 1963 on

Used to secure shift rod couplers and rear gearbox couplings.

J19459 443711189A £4.25



Bolt for Gearbox Coupling (M8x14)

Replacement bolt for gearbox coupling.

J19779 111711189 £1.65

Gearbox Oils & Tools



Morris Gearbox Oil

Lodexol Semi Synthetic 1 Litre

J12807 £8.50



Morris EP80/90 5Ltr (API G L5) Gearbox & Diff Oil

High performance, extreme pressure transmission oil

J21285 £31.00



Gearbox Sump Plug Socket (17mm)

This 17mm sump plug socket uses a 3/8in square drive.

J11205 38323 £5.25



Clutch Aligning Tool All Years

Ensure that the drive plate is in the correct place.

J11207 00-5302 -K £4.95



Driveshaft Bolt Splined Hex Tool for IRS Models

Features an 8mm spline with 3/8 drive

J11237 £10.25

Brake Discs, Backing Plates & Fittings



Front Brake Disc 1968 on

Fits all four stud Beetles from 1968

J14520 113407075 £35.75



Porsche Pattern Beetle Brake Disc 1968 on

5 x 130 Porsche stud pattern discs to fit late Beetle

J18155 £94.75



Rear Brake Disc 1968 On

4 stud (4x130) for IRS rear axles. 1968 Onwards

J21231 113615601 £76.25



Dust Shield 1968 on

A OEM dust shield, sold as singles fits either side.

J16883 113405595 £20.75

Gear Stick Kit 1968 ON

Complete gear stick refurb kit.

J16743 £45.00



Product Key: Many items in this catalogue feature abbreviations or icons after the part number. These offer additional information on the product that you will find useful.



Exclusive to Just Kampers



Made in the UK



Genuine VW part

**Drop Spindle Disc Kit (2.5")
1946 to 1967**

2.5 inch dropped spindles with disc brake conversion kit

J14869 £649.75

**Front Brake Disc Conversion
1967 on Excludes 1302/1303**

2 x discs, callipers, Spindles, Backing plates bearings and pads.

J90041 £383.75

Rear Brake Disc Kit Beetle 1968-1972 Swing Axle and IRS 4/130

Rear Brake Disc Kit Beetle 1968-1972 Swing Axle and IRS 4/130

J21384 Call For Availability

**CSP Front Disc Brake Kit
(Beetle / Ghia Large 5-stud)**

Top quality German made kits. TUV approved.

J64511 Call For Availability

**CSP Front Disc Brake Kit
(Beetle / Ghia Porsche 5-stud)**

Top quality German made kits. TUV approved.

J64512 Call For Availability

**CSP IRS Suspension
Rear Disc Brake Kit**

Top quality German made kits. TUV approved.

J64515 Call For Availability

**Rear Brake Drum 1968 on**

Fits all four stud Beetles

J14522 113601615J **£31.75**

N/S Rear Backing Plate for Beetle 1967-79 and Karmann Ghia

Rear brake drum backing plate. German made Years 67-79.

J60965 113609439E **£50.00**

O/S Rear Backing Plate 1967-79

German made. Beetle and Karmann Ghia

J27888 113609440E **£50.00**

Brake Back-Plate Bung 1946 on

Fits all drum brake backing plates, front or rear

J10528 211609163 **£1.15**

Bracket for Hand Brake Cable 1957 on Offside (Right)

This bracket holds the handbrake cable to the rear back plate.

J19821 113609638 **£8.25**

Bleed Nipple (Rear) 1958 on

These 6mm x 28mm nipples fit all rear drum brakes.

J10529 211611477A **£0.65**

Dust Cap for Bleed Nipple

Fits front or rear bleed nipples.

J10854 211611483 **£0.90**

Rear Axle Hub Nut (36mm) 1966 on

Sold as singles two required per vehicle.

J14727 311501221 **£5.75**

Split Pin (For Rear Hub Nut)

Rear hub split pin, 5.0 X 63mm.

J12288 N0125481 **£0.55**

**Rear Brake Disc
Conversion Kit 1968 on**

Discs come pre drilled to 4 x 130 stud pattern

J21716 £470.00

**Drums, Cylinders & Backing Plates****Bundle Deal****Best Quality ATE
Brake Calipers 1968
Onward**

Pair of best quality ATE brake calipers. 1968 onward.

J20279

**Bundle Kit
Price**

Call For Availability

**SAVE
10%**

**Brake Disc Back Plate (1302/1303 Beetle) 1971-1979**

Fits either side on all strut from 1302 and 1303 Beetles.

J20415 113407165 **£26.00**

**Brake Caliper 1968 on**

Sold as singles will fit either side.

J15211 311615107 **£68.75**

Brake Caliper 1968 On Nearside ATE (Best Quality)

We recommend fitting callipers in matched pairs.

J17097 311615107 Call For Availability

Brake Caliper 1968 On Offside ATE (Best Quality)

We recommend fitting callipers in matched pairs.

J17098 311615108 Call For Availability

Brake Pads 1967 to 1971

Square 2 pin pads sold as a set of four.

J14700 111698151C **£18.50**

Brake Pads 1971 to 1975

Square two pin pads sold as a set of four.

J14701 111698151D **£25.50**

Girling Brake Pad Fitting Kits for VW Beetle

Set of pins and springs for fitting new brake pads. German Made.

J60981 113698911B **£11.00**

Bleed Nipple (For Caliper)

Bleed nipple for hydraulic brakes, uses 7mm spanner.

J10853 311615273 **£1.90**


















Dust Cap for Bleed Nipple

Fits front or rear bleed nipples.


J10854 211611483 **£0.90**










Brake Shoes & Fitting Kits

- 
1 2 30mm brake shoes
 September 1952-1957 Fits front and rear.
J15337 111698598..... **£34.75**
- 
1 Brake Shoes - Front (1957-1964)
 Set of 4 shoes for both front brakes.
J19443 113698075..... **£38.50**
- 
1 2 Brake Shoes Front 1964 on Rear 1968 on
 Sold as a set of four.
J14703 113698537Q..... **£24.75**
- 
1 Front Brake Shoes 1302 & 1303 1970 to 1979
 Sold as a set of four.
J14702 113609231L..... **£29.75**
- 
2 Rear Brake Shoes 1957 to 1964
 Set of 4 shoes for both Rear brakes.
J19444 111698051A..... **£38.50**
- 
2 Rear Brake Shoes 1964 to 1968
 Sold as a set of four.
J14704 111698051..... **£24.75**
- 
Front Brake Shoe Fitting Kit 1958 on
 16 piece kit. Fits all drum braked Beetles from 1958 onwards.
J20985 113698002..... **£15.25**
- 
Brake Shoe Fitting Kit for VW Beetle 1968 on
 Complete kit of springs and pins for fitting brake shoes.
J60980 113698903A..... **£15.25** Call For Availability
- 
3 Rear Brake Shoe Fitting Kit 1958-67
 20 piece kit. Fits all drum braked Beetles from 1958 to 1967
J20986 113698003..... **£15.25**
- 
3 Rear Brake Shoe Fitting Kit 1967 on
 20-piece brake shoe fitting kit.
J15151 311698071..... **£13.75**
- 
4 Brake Shoe Fixing Pin for 30mm Brake Shoes 1946-57
 Beetle front 1946-57 & Karmann Ghia rear pre 1966. Sold each
J21482 113609279C..... **£2.00**
- 
5 Horse Shoe Clip All Years
 If you're changing rear brake shoes, you'll need this clip
J10169 211609619..... **£1.05** GENUINE
- 
6 Brake Adjusting Star Nut 1955 on
 Fits rear brakes and, where applicable, front brakes.
J10423 113609205A..... **£2.90** GENUINE
- 
7 Brake Adjusting Screw 1964 on
 Sold as singles fits front or rear drum brakes.
J14523 131609209..... **£2.75** GENUINE
- 
8 Beetle Star Adjuster Spring Clip
 Spring clip for retaining the brake shoe star adjuster
J21665 211609185A..... **£8.00**
- 
9 Retaining Pin For Handbrake Lever 1950 on
 Used to retain the handbrake arm in place.
J10530 211609601B..... **£1.45**
- 
10 Handbrake Push Rod Spring Clip 1953 on
 Retains the hand brake cable to the brake spreader bar.
J19819 113609625..... **£0.60**

Master Cylinders & Wheel Cylinders

- 
Master Cylinder 1965 to 1969
 Single circuit master cylinder.
J14533 113611023B..... **£24.75**

- 
Master Cylinder Single Circuit Beetle August Pre 65
 Master Cylinder Single Circuit Beetle August Pre 65
J20442 113611021C..... **£40.50**
- 
Master Cylinder 1966 on
 Dual circuit left hand drive excluding 1302 & 1303
J14532 113611015B..... **£39.75**
- 
Master Cylinder 1966 on
 This master cylinder is specific for right hand drive.
J18774 114611015BC..... **£55.00**
- 
Master Cylinder 1302 & 1303 1970 on
 Left hand drive models only
J14534 113611015BH..... **£41.75**
- 
Dual Circuit Brake Master Cylinder (1302/1303)
 RHD 1302/1303 Beetles 1970-79. Suits either drums or discs.
J61179 114611015BG..... **£41.75** Call For Availability
- 
Brake Master Cylinder Pushrod 1950-57
 The brake master push rod is supplied complete with lock nut.
J20769 113721207A..... **£3.95** Call For Availability
- 
Brake Light Switch (2 Pin) 1952 on
 Please check your requirement before ordering.
J10534 113945515H..... **£7.00**
- 
Rubber Boot for 2 Pin Brake Light Switch
 Stop dirt and moisture contaminating your brake light switch
J18939 111945521..... **£3.95**
- 
Rubber Boot For Brake light Switch (3 PIN) 1970 on
 Fits all 3 pin brake light switches 1970 on
J20684 113945521A..... **£6.50**
- 
Grommet Master Cylinder 1967 on
 Sold as singles two required.
J13823 211611817A..... **£1.95**
- 
Brake Master Cylinder Plug 1954-67
 4mm internal diameter, 16mm external diameter.
J60976 113611817..... **£6.00**
- 
Front Wheel Cylinder 1965 on Excluding 1302 & 1303
 Supplied with bleed nipple and dust cap.
J14529 131611057..... **£9.75**
- 
Front Wheel Cylinder 1302 & 1303 1970 on
 We recommend brake components are fitted in matched pairs.
J14528 311611067A..... **£9.75**
- 
Front Wheel Cylinder 1302/1303 Beetle 1971-79
 23.8mm. Also fits Type 3 rear drums 1965 onwards.
J21451 361611067A..... **£13.25**

Brakepipe Kit 1952-1957

All Hard brake lines to replace damaged or rusty originals.

J19448..... **£39.50**

Brakepipe Kit Swing Axle Models 1966 on

All Hard brake lines to replace damaged or rusty originals.

J19450..... **£39.50**

Brakepipe kit IRS Models 1966 on

All Hard brake lines to replace damaged or rusty originals.

J19451..... **£39.50**



Brakepipe Kit 1964 to 1966

All Hard brake lines to replace damaged or rusty originals

J19449..... **£25.00**

Brakepipe Kit For Disc Brake 1302/1303 1971-1974

All Hard brake lines to replace damaged or rusty originals.

J19452..... **£39.50**

Product Key: Many items in this catalogue feature abbreviations or icons after the part number. These offer additional information on the product that you will find useful.



Exclusive to Just Kampers

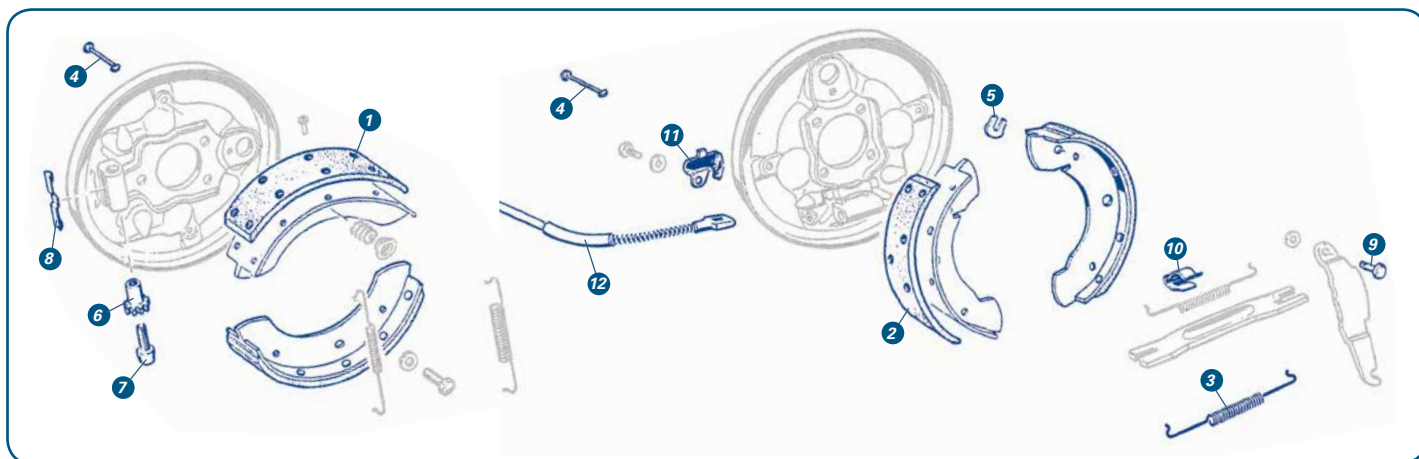


Made in the UK



Genuine VW part

Shop online at justkampers.com

**Rear Wheel Cylinder 1953 to 1957**

Supplied with bleed nipple and dust cap.

J16976 113611053..... £25.00**Rear Wheel Cylinder**

Supplied with bleed nipple and dust cap.

J14530 131611055..... £10.75**Rear Wheel Cylinder 1968 on**

Supplied with bleed nipple and dust cap.

J14531 113611053B..... £10.25**Morris Brake Fluid 1 Litre**

Morris Brake Fluid 1 Litre

J10646 B000750M3..... £9.25

Brake Pipes & Hoses

**Front Brake Hose 1964 to 1966**

450mm long

J14536 211611701..... £8.75**Front Brake Hose 1966 on**

390mm Long drum brake models excluding 1302 & 1303

J14535 113611701D..... £8.75**Brake Hose 1967 on**

Fits all Beetles with IRS rear suspension

J14540 113611775E..... £10.00**Front Brake Hose 1967 on**

370mm long fits all disc brake models.

J14539 311611701B..... £9.75**Front Brake Hose 1302 & 1303 Models**

320mm long (Female to Female)

J14537 281611775B..... [Call For Availability](#)**Brake Hose 1967 on**

Fits all Beetles with IRS rear suspension

J14540 113611775E..... £10.00**Rear Brake Hose (Offside) All Years**

Fits either side on all swing axle models

J10251 211611775B..... £8.75**Brake Reservoir Hose 1966 on (Per 1/2 meter)**

Blue hose that links the reservoir to the master cylinder.

J19458 N0203501..... £6.50**Beetle Low Pressure Brake Master Cylinder Feed Hose**

Beetle Low Pressure Brake Master Cylinder Feed Hose >66

J21363 113611801A..... £4.50**Brakepipe Grommet**

Protects solid brakelines where they pass through metal work.

J10967 211611751..... £1.95**Flexi Brake Hose Clip**

OEM flexi brake hose clip used to mount the flexi brake hose

J10989 113611715A..... £2.75**Brake Pipe T-Piece Connector**

3-way brake pipe T-piece connector

J11807 803611755..... £5.75

Handbrake & Cables

**Handbrake Button for VW Beetle, Split, Ghia**

Black Handbrake Button Beetle 53-66, Split 55-67, Ghia 56-66

J21620 113711333B 01C..... £4.50**Handbrake Boot 1966 on**

Fits all Beetles from 1966 onward.

J14589 311711461 043..... £14.75**11 Bracket for Hand Brake Cable 1957 on Nearside (Left)**

This bracket holds the handbrake cable to the rear back plate.

J19820 113609637..... £7.00**Bracket for Hand Brake Cable 1957 on Offside (Right)**

This bracket holds the handbrake cable to the rear back plate.

J19821 113609638..... £8.25**9 Retaining Pin For Handbrake Lever 1950 on**

Used to retain the handbrake arm in place.

J10530 211609601B..... £1.45**10 Handbrake Push Rod Spring Clip 1953 on**

Retains the hand brake cable to the brake spreader bar.

J19819 113609625..... £0.60**Handbrake Cable Adjusting Nut 1965 on**

Sold each. 2 required per vehicle.

J21062 111711349..... £3.00**12 Rear Standard Model Brake Cable 1943-60**

German Made. 2 required per vehicle. (standard models only)

J27674 111605721..... £76.00**12 Front Standard Model Brake Cable 1943-60**

German Made. 2 required per vehicle. (2 required per vehicle)

J60507 111605701..... £48.00**12 Handbrake Cable for 1943-55**

German Made. For Beetles with later style shock absorbers.

J60967 113609721A..... £38.50**12 Handbrake Cable 1964 to 1967**

Sold as singles, fits either side.

J14560 113609721L..... £9.25**12 Handbrake Cable 1967 to 1972**

Sold as singles, fits either side.

J14561 113609721M..... £8.25**12 Handbrake Cable 1964 to 1967**


Sold as singles, fits either side.

J14560 113609721L..... £9.25**12 Handbrake Cable 1967 to 1972**


Sold as singles, fits either side.


J14561 113609721M..... £8.25


 **Handbrake Cable 1302 & Semiautomatic 1970 on**
Handbrake cable fits all 1302 and semi automatic models.
J14611 113609721J..... **£9.75**

 **Handbrake Cable All Models Except 1302 & Autos 1972 on**
Sold as singles, 2 required per vehicle
J14613 113609721..... **£7.75**

Brake Pedal Parts


 **Pedal Pad Kit 1957 on**
Kit includes clutch, brake, and accelerator pedal covers
J14870 **£7.00**


 **Pedal Rubber Pad 1952 on**
Sold as singles fits either brake or clutch pedal.
J11805 211721173..... **£1.45**

 **Brake Master Cylinder Pushrod 1950-57**
The brake master push rod is supplied complete with lock nut.
J20769 113721207A..... **Call For Availability**


 **Brake Pedal Return Spring (Left Hand Drive) 1966 on**
OEM brake pedal return spring fits all Left hand drive Beetles
J14616 131721163..... **£15.00**


Brake Fluid, Tools, Reservoirs & Caps


 **Brake Fluid Reservoir 1953 to 1957**
Does not include the rubber cap. Available Separately- J19455
J19453 113611301..... **£30.75**


 **Brake Fluid Reservoir 1957 to 1960**
Does not include the rubber cap. Available Separately- J19455
J19454 **£30.75**


 **Beetle Brake Fluid Reservoir (1958 - 1961)**
Beetle Brake Fluid Reservoir (1958 - 1961)
J21456 113611301A..... **£47.50**


 **Brake Fluid Reservoir 1961 to 1966**
Sits in the spare wheel area under the Bonnet.
J19456 113611301G..... **Call For Availability**

 **Brake Fluid Reservoir 1967 only**
Sits in the spare wheel area under the Bonnet.
J19457 113611301L..... **£25.00**

 **Brake Fluid Reservoir and cap 1961-66**
Square under bonnet brake fluid reservoir.
J20682 113611301G..... **£25.75**

 **Brake Fluid Reservoir 1967 only**
Supplied with a vented cap, metal line outlets and fittings.
J20683 113611301H..... **£26.75**


 **Brake Fluid Reservoir Cap 1953 to 1961**
Fits reservoirs J19453 and J19454
J19455 113611373..... **Call For Availability**

 **Brake fluid reservoir cap 1954-1960**
Fits Beetles with metal brake reservoirs from 1954 to 1960
J20983 113611373..... **£5.75**


 **Brake Fluid Reservoir Cap 1967 on**
VW Original Quality part.
J10020 111611349..... **GENUINE** **£3.20**


 **Brake Reservoir Seal 1972 on**
Sold as singles you will need two of these grommets per vehicle
J11266 357611817..... **GENUINE** **£3.55**

 **Brake Reservoir Pad 1954-60**
Cushions the pot and catches any accidental spillages.
J20984 113611399..... **£4.00**

 **Brake Reservoir Hose 1966 on (Per 1/2 meter)**
Blue hose that links the reservoir to the master cylinder.
J19458 N0203501..... **£6.50**


 **Morris Brake Fluid 1 Litre**
Morris Brake Fluid 1 Litre
J10646 B000750M3..... **£9.25**


 **Brake Bleeding Kit**
Designed for one-person brake or clutch fluid bleeding
J11350 37316..... **£13.00**


 **Holts Brake Cleaner (600ml)**
Cleans and degreases removing residue, scaling and dust.
J15239 **£5.00**


Steering Box, Rack, Boots & Parts

 **1 Steering Box 1961 on**
Fits all LHD & RHD models excluding 1302, 1303
J14639 113415061C..... **£175.00**

 **Reconditioned Steering Box 1302/1303 RHD**
1302 and 1303 right hand drive models.
J21103 **Call For Availability**


 **Reconditioned Steering Box 1302/1303 LHD**
1302 and 1303 left hand drive models.
J21104 **Call For Availability**


 **Upper Steering Box Seal VW Beetle 47-60**
Seal for early steering boxes. Fits years 1947-60.
J60487 111415285A..... **£5.50**

 **Steering Box Seal Lower for VW Beetle 1947- 1960**
Steering Box Seal Lower 1947- 1960
J27624 111415299..... **£12.00**


 **Steering Idle Arm Bush for Beetle 1302 >1972**
Large bush for the steering idling arm. 1302 upto 1972.
J60936 113415441..... **Call For Availability**

 **2 Steering Column Coupling 1950 on**
All models except 1302 1303
J10803 111415417..... **£9.75**


 **Steering Knuckle Nut VW Beetle 47-65**
Hexagonal nut for the steering knuckle. Genuine VW. Years 47-65.
J60479 1114056712..... **£5.75**


 **Steering Shaft Lock Plate 1946 on excluding 1302/1303**
Secures the bolt holding the steering shaft flange to the box.
J20940 **£2.40**

 **Upper Steering Shaft Lock Plate 1946 on excluding 1302/1303**
Secures the bolt holding the shaft flange to the column.
J20941 111415543..... **£2.80**

 **3 N/S Long Track Rod for VW Beetle 61-65**
Complete track rod (including both track rod ends)
J60938 113415801..... **£55.25**

 **3 VW Beetle Tie Rod Complete Beetle 1965-1968**
Beetle Tie Rod Complete Beetle 1965-1968
J27623 131415802D..... **£54.75**

 **3 Long Track Rod Complete 1968 on**
Complete with ball joints and clamps. (Excludes 1302/1303)
J20825 131415802E..... **£57.00**

 **4 Short Track Rod Complete 1968 on**
Complete with ball joints and clamps. (Excludes 1302/1303)
J20824 131415801F..... **£47.00**

Product Key: Many items in this catalogue feature abbreviations or icons after the part number. These offer additional information on the product that you will find useful.

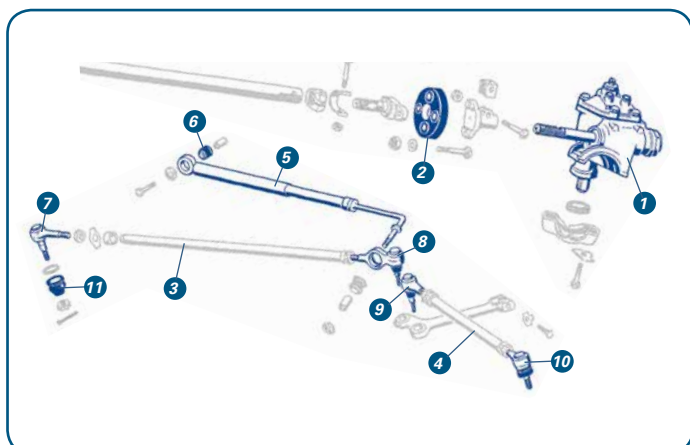
ik
Exclusive to Just Kampers


Made in the UK

GENUINE
PARTS & ACCESSORIES
Genuine VW part

Shop online at justkampers.com

	Track Rod 1303 1971 to 1973 Fits either side on Beetle with strut suspension.
J15117	113419804A..... £53.50
	Centre Tie Rod 1302 / 1303 1971-1974 The rod between the outer track rods and the steering box.
J15130	113415303..... £72.25
	2" Narrowed Tie Rods for Link Pin 1946 to 1965 Sold as a pair.
J16970 £61.25
	2" Narrowed Tie Rod for Ball Joint Beam 1966 on Sold as a pair
J16972 £62.50
	5 Steering Damper 1961 onwards Does not fit 1302 and 1303 models.
J14485	113425021..... £18.75
	Steering Damper For all 1302/1303 Beetles.
J60942	113425021J..... £29.00
	6 Bushing for Steering Damper 1962 on Fits to the inner end of the steering damper.
J19796	113425117..... £4.25
	7 Track Rod End (Righthand Thread) 1968 on Tie rod end for the long rod outer. Fits all except 1303
J10282	311415812C..... £10.25
	7 Tie Rod End 1946 to 1968 Tie rod end outer for the long rod right hand thread.
J14476	113415812..... £11.50
	8 Tie Rod End 1946 to 1968 Tie rod end for the long rod with damper left hand thread.
J14477	131415813D..... £16.75
	8 Tie Rod End 1968 on Tie rod for the inner on the long rod with left hand thread.
J14482	131415813E..... £17.75
	9 Tie Rod End 1946 to 1967 Tie rod end for the inner short rod right hand thread
J14480	113415821..... £12.25
	9 Tie Rod End 1968 on Tie rod for the inner on the short rod with right hand thread.
J14484	131415821A..... £9.75
	10 Track Rod End (Lefthand Thread) 1968 on Tie rod end for the short rod outer. Fits all except 1303
J10281	311415811C..... £10.25
	10 Tie Rod End 1946 to 1967 Tie rod end for the outer short rod left hand thread
J14478	131415811..... £9.75
	11 Track Rod End Boot 1966 on Fits inner or outer track rod ends.
J18759	131415835B..... £4.50



Bundle Deal

Track Rod End Bundle Kit 1968 on

2 inner and 2 outer track rod ends.

J27880

Bundle Kit Price £43.00

**SAVE
10%**



11 Set of 4 urethane tie rod boots

Suitable for all models 1968 onwards.

J63834 4155575.....

Call For Availability



Top Support Ring for Steering Tube 1975 on

Replaces the metal type.

J19793 171419341.....

£3.80



Lowered Ball Joint (Upper) 1966 on

These ball joints have been clearanced to allow extra travel

J14863 131405361G.....

£14.25



Lowered Ball Joint (Lower) 1967 on

These ball joints have been clearanced to allow extra travel

J14864 131405371J.....

£14.25



Lower Ball Joint 1302/1303 1970-74

Fits up to chassis number 133 3200 000.

J14630 113407361E.....

£26.75



Ball Joint 1303 1974 to 1979

Fits all 1303 models Beetles 1974-79.

J14631 133407361B.....

£19.75



Camber Adjusters (Pair) 1966 on

A pair of camber nuts for lowered Beetles

J14862 131405319.....

£14.00



King Pin Set 1946 to 1965

One kit does both sides.

J14471 111498021.....

£28.75



Link Pin Set 1946 to 1965

One kit fits both sides.

J14472 111498051A.....

£50.75



Track Control Arm Bush 1302 & 1303 1970 on

Sold as singles, fits either side.

J14486 133407183.....

£14.75



Steering Rack Boot 1303 1975 to 1979

Steering rack boot for 1303 with a steering rack only

J14641 823419831.....

£25.00



Boot for Steering UJ Shaft - VW Beetle 1302 & 1303

Rubber boot for steering shaft. Genuine VW. All 1302/03.

J60940 113415979B.....

£14.00



Caster Shim Bolts Fits All Years

Required when fitting caster shims (J14860)

J14861

£7.25



2.5" drop spindle kit- Link Pin up to 1965

For drum brake link pin Beetles up to 1965

J20387

£106.75



Drop Spindle Kit (2.5") 1967 on

For disc brake models.

J14868

£110.25



2.5" Drop Spindles Ball Joint 1967 on

For all drum brake models

J16673

£106.75



Right Front Balljoint Stub Axle Spindle (Disc Brakes)

1968 to 1979 (except 1302 & 1303 models)

J29465 113405312D.....

Call For Availability



Left Front Balljoint Stub Axle Spindle (Disc Brakes)

1968 to 1979 (except 1302 & 1303 models)

J29467 113405311D.....

£54.50























Seat base rubber stop 1958-1967

Also used between steering column tube and firewall. sold each

J21022 211881895.....

£3.40

Steering Wheels & Bosses

-  **Flat 4 Black Steering Wheel 1960-1971**
Excellent reproduction of the original steering wheel
J19473 311415651D041..... [Call For Availability](#)
-  **Black Steering Wheel with chrome horn ring 1964-71**
Colour moulded (not painted) wheel for Beetle, Ghia & Type 3.
J63663 311415651D..... [Call For Availability](#)
-  **Chrome Full Circle Horn Ring**
Chrome Full Circle Horn Ring for models 1962-71
J21528 311017201R..... [Call For Availability](#)
-  **Steering Wheel Horn Push for VW Beetle 72-79**
Centre horn push for 4 spoke steering wheel. Model years 72-79.
J60937 113415669F..... [Call For Availability](#)
-  **Horn Push 1960-1971**
With Wolfsburg logo. Fits all standard steering wheels.
J20755 113951501C..... **£30.00**
-  **Ivory Horn Push 1956-1959**
For the standard ivory steering wheel. Made by Flat 4
J20756 113951501B..... **£101.25**
-  **Flat4 EMPI GT Woodrim Wheel**
Perfect reproduction. 15.5inch (400mm) diameter.
J63772 4001180..... **£359.00**
-  **Flat 4 GT Steering Wheel**
Please note the steering wheel boss is supplied separately.
J19468 [Call For Availability](#)
-  **Flat4 EMPI GT Wheel Boss Kit 1949-59**
Billet aluminium boss kit to fit the Flat4 GT woodrim wheel.
J63773 4001181..... [Call For Availability](#)
-  **Flat 4 GT Steering Wheel Boss 1949-1959**
Used for fitting the Flat 4 steering wheel.
J19469 [Call For Availability](#)
-  **Flat 4 GT Steering Wheel Boss 1959-1973**
Used for fitting the Flat 4 steering wheels
J19470 **£134.00**
-  **Flat 4 GT Steering Wheel Boss 1973 on**
Used for fitting the Flat 4 steering wheels
J19471 [Call For Availability](#)
-  **Ivory Flat4 Banjo Steering Wheel**
15.5inch (400mm) in diameter for Beetle and Ghia.
J63774 4001235..... **£336.50**
-  **Flat4 Banjo Boss Kit >1959**
Flat4 steering wheel boss kit to mount the 'Banjo' wheel.
J63775 4001236..... **£80.50**
-  **82mm Flat4' Sun & Moon' Horn Push**
'Banjo' wheel horn push. Also fits original 'Petri' wheels.
J63779 4001246A..... [Call For Availability](#)
-  **Flat4' St. Christopher' Horn Push**
'Banjo' wheel horn push. Also fits original 'Petri' wheel.
J63780 4001246B..... [Call For Availability](#)
-  **15" Grant Steering Wheel**
Classic wood & chrome with holes. 4.125" deep dish.
J63768 [Call For Availability](#)
-  **15" Grant Steering Wheel**
Classic wood & chrome with 'nostalgia' slots. 4.125" deep dish.
J63769 [Call For Availability](#)
-  **15" Grant Steering Wheel**
3 spoke with 'nostalgia' holes. 4.125" deep dish.
J63770 [Call For Availability](#)
-  **15" Grant Steering Wheel 3 spoke with 'nostalgia' slots**
3 spoke with 'nostalgia' slots in spokes, 4.125" deep dish.
J63771 [Call For Availability](#)

Drop Spindle Disc Kit (2.5") 1946 to 1967





2.5 inch dropped spindles with disc brake conversion kit

J14869 **£649.75**



-  **Grant Steering Wheel (14 Inch)**
Black foam cushion grip with chrome spokes (no holes).
J14890 **£58.00**
-  **13.5" Grant Steering Wheel**
Classic wood & chrome with 'nostalgia' holes. 3.75" deep dish.
J63767 [Call For Availability](#)
-  **Grant Steering Wheel (12 Inch)**
Black foam cushion grip with chrome spokes (with holes).
J14889 **£58.25**
-  **Grant Steering Wheel & Boss (12") 1960 to 1973**
12" Grant steering wheels with the boss and mounting bolts.
J18943 **£92.25**
-  **Grant Steering Wheel & Boss (12") 1974 on**
12" Grant steering wheels with the boss and mounting bolts.
J18944 **£89.75**
-  **Grant Steering Wheel & Boss (14") 1960 to 1973**
12" Grant steering wheels with the boss and mounting bolts.
J18941 **£92.25**
-  **Grant Steering Wheel & Boss (14") 1974 on**
12" Grant steering wheels with the boss and mounting bolts.
J18942 **£89.50**
-  **11.5" Black Grant Steering Wheel**
3 spoke, 3.75" deep dish. Black wheel with polished spokes
J63764 [Call For Availability](#)
-  **10" Black Grant Steering Wheel**
10" diameter, deep dish. Black wheel with polished spokes
J63760 [Call For Availability](#)
-  **Steering Wheel Boss 1960 to 1973**
Steering Wheel boss for fitting Grant wheel onto Beetles
J14887 3565..... **£44.50**
-  **Steering Wheel Boss 1974 on**
Steering Wheel boss for fitting Grant wheel onto Beetles
J14888 **£41.50**

Springs & Lowering Kits

-  **Beetle King & Link Pin Front RHD Bare Axle Beam**
Beetle King & Link Pin Front RHD Bare Axle Beam upto 1965
J21432 113401021A..... **£265.00**
-  **RHD Adjustable Front Axle 1947-65**
Suitable for all pre 1965 king & link pin Beetles.
J60803 112402021AL..... [Call For Availability](#)
-  **RHD Adjustable Front Axle 1966-79**
Suitable for all ball-joint models 1966-79 (not 1302 or 1303).
J60802 112401021DL..... [Call For Availability](#)
-  **2 Inch Narrowed King & Link Pin Beam 1946 to 1965**
Built in the UK no body modifications required to fit.
J19224 [Call For Availability](#)

Drop Spindle Kit (2.5") 1967 on

For disc brake models.

















J14868 **£110.25**

2.5" Drop Spindles Ball Joint 1967 on




For all drum brake models

J16673 **£106.75**



	4 Inch Narrowed King & Link Pin Beam 1946 to 1965 Built in the UK no body modifications required to fit. J19225 Call For Availability		KYB Front Link Pin Shock Absorber (Lowered) 1946 to 1965 J20020 Call For Availability
	2 Inch Narrowed Beam Ball Joint 1965 on Built in the UK no body modifications required to fit. J19226 Call For Availability		KYB GR-2 Lowered Shock Absorber 1967 on For all ball joint front ends J17090 £55.00
	4 Inch Narrowed Beam Ball Joint 1965 on Built in the UK no body modifications required to fit. J19227 £520.00		KYB Gas Shock Absorber (Front) 1946 to 1967 Get 30 percent increased damping over standard shocks. J11279 211413031P  £62.75
	Axle Adjuster Ball Joint 1966 on Sold as singles 2 required per axle. J14839 £15.25		Front or rear shock absorber 1952-1965 Fits both front or rear 1952-1965. J14729 113513031G £23.75
	Axle Adjuster Link Pin 1946 to 1965 Sold as singles 2 required per axle. J14859 £15.25		Pair of lowered front shock absorbers 1967 on Buggback shortened shocks for all balljoint beam Beetles. J21247 Call For Availability
	2.5 inch drop spindle kit- Link Pin up to 1965 For drum brake link pin Beetles up to 1965 J20387 £106.75		Boge Front Shock Absorber 1966 on For ball joint front axle Beetles J14686 113413031D £37.75
	Caster Shims Fits All Years Correct the front end geometry on any lowered Beetle. J14860 £10.25		Front Shock Absorber Top Mount Kit 1965 on Sold as singles fits either side. J15212 131498441S £8.75
	Caster Shim Bolts Fits All Years Required when fitting caster shims (J14860) J14861 £7.25		Strut Insert 1302 & 1303 1970 to 1973 Sold as singles, fits either side. J14687 113412031 £54.75
	Camber Adjusters (Pair) 1966 on A pair of camber nuts for lowered Beetles J14862 131405319 £14.00		Strut Insert 1302 & 1303 1973 to 1975 Sold as singles, fits either side. J14690 133413031/2B £64.25
	2 inch Narrowed Leaves for Link Pin 1946 to 1965 Sold as singles sets, 2 required per beam. J16969 £142.75		Strut Insert 1303 1975 to 1979 Sold as singles, fits either side. J14691 133412031D £81.25
	2 inch Narrowed Leaves for Ball Joint Beam 1967 on Sold as singles sets, 2 required per beam. J16971 £128.75		Top shock absorber mounting bolt 1946-1962 Top shock absorber mounting bolt. Sold individually. J20801 111413401A £16.25
	Beetle 1302/03 Strut top mount Beetle 1302/03 Strut top mount 1970-73 J21365 113412329B £38.75		Shock absorber mounting bolt 1963-1965 Top shock absorber mounting bolt. Sold individually. J20800 111413403A £6.50
	Adjustable MacPherson Strut Legs 1302/1303 >73 Ideal when lowering the front by more than 2-3 inches. Pair J63810 4129626 Call For Availability		Beetle 1302/03 Strut top mount Beetle 1302/03 Strut top mount 1970-73 J21365 113412329B £38.75
	Coil Spring Front spring for all strut front Beetles J14692 113411105 £79.00		Adjustable MacPherson Strut Legs 1302/1303 >73 Ideal when lowering the front by more than 2-3 inches. Pair J63810 4129626 Call For Availability
	1302 1303 lowering springs A pair of 60 mm front springs to lower your 1302 1303 J18058 Call For Availability		VW Beetle 1302/03 Front Shock Nut Washer Washer for the centre top fixing nut. Sold individually. J64592 N0115343 £3.05
	Lowered Springs 1302/1303 1971 on Lowered sports springs for 1302/03 Beetles. 330mm J63794 411106 Call For Availability		Mounting Nut Washer Spring washer for the shock absorber fixing nut. Sold individually. J64597 N0121113 £0.75

Front Shock Absorbers

	Front Shock Absorber For king and link pin front axle Beetles J14684 111413031 £34.75
	KYB GR-2 Front Lowered Shock Absorber 1946 to 1967 Fits all Link Pin front ends. 25.5cm compressed 39cm extended. J17091 £48.75
	Front KYB Excel G Gas Shock Absorber 1946 to 1967 Fits all link pin fronts, sold as singles. J20018 Call For Availability

Handy Hint

Don't forget to grease your front axle tubes

One of the main reasons the front axles rust is lack of regular greasing. This also causes the centre swivel pin to seize & break away the centre mounting. Pump it full of grease until it oozes out around the torsion arms.

Product Key: Many items in this catalogue feature abbreviations or icons after the part number. These offer additional information on the product that you will find useful.



Exclusive to Just Kampers



Made in the UK

GENUINE
PARTS & ACCESSORIES

Genuine VW part

Anti Roll Bars & Fitting Kits

- 1 Anti Roll Bar 1965 on**
Fits all models excluding 1302 & 1303
J14632 131411309..... **£14.75**
- Anti Roll Bar Mount Kit 1950 to 1965**
2 x kits required per car
J14473 111498101..... **£7.25**
- 2 Anti Roll Bar Fit Kit (Front) 1965 on**
One kit fits one side.
J14648 111498101A..... **£25.75**
- Polyurethane Anti-Roll Bar Clamp Kits**
For improved handling. Fits any beam type Beetle axle.
J63923 498140..... **£25.75** Call For Availability
- Anti-Roll Bar Rubber**
Rubber mount section of anti-roll bar mounting. All 1302/03.
J60930 113411313A..... **£4.25**
- Anti Roll Bar Bush 1302 & 1303 1973 on**
Sold as singles, two required per vehicle
J19659 133411315..... **£8.75**
- Rear Anti-Roll Bar (Z-bar) Kit for 1967 only**
Genuine VW rubber bush repair kit for the (1967 only)
J60957 113598231..... **£68.00**
- Rear (Z-Bar) Bush Bracket Re-Build Kit 1969-79**
Complete repair kit for the 1969-79 rear anti-roll bar.
J21530 113598231A..... **£49.50**
- Rear Anti Roll Bar (Z Bar) Bush Bracket**
Rear Anti Roll Bar (Z Bar) Bush Bracket VW Beetle 1967 on
J21519 113501811..... **£7.75**
- Rear Anti Roll Bar (Z-Bar) Guide 1967 on**
Fits either side. 2 required per vehicle, sold each
J20867 113501753..... **£5.00**
- Rear Anti Roll Bar (Z-Bar) Bush 1967 on**
Locates the Z-bar. 2 required per vehicle. Sold each
J20868 113501813..... **£4.80**
- Rear Anti Roll Bar Plastic Sleeve (Long) 1966-1967**
Fits the links on the rear anti roll bar. Sold each
J20869 113501831..... **£2.40**
- Rear Anti Roll Bar Plastic Sleeve (Short) 1966-1967**
Fits the links on the rear anti roll bar. Sold each
J20870 113501832..... **£2.40**
- Rear Roll Bar Damping Ring 1966-1967**
4 required per car. Sold each
J20871 113501835..... **£3.65**

Ball Joints

- 3 Lowered Ball Joint (Upper) 1966 on**
These ball joints have been clearanced to allow extra travel
J14863 131405361G..... **£14.25**
- 4 Lowered Ball Joint (Lower) 1967 on**
These ball joints have been clearanced to allow extra travel
J14864 131405371J..... **£14.25**
- 3 Upper Ball Joint 1966 on**
Fits all models excluding 1302 & 1303
J14469 131405361F..... **£13.75**
- 4 Lower Ball Joint 1966 on**
Fits all models excluding 1302 & 1303
J14470 131405371G..... **£13.75**

- Ball Joint 1303 1974 to 1979**
Fits all 1303 models Beetles 1974-79.
J14631 133407361B..... **£19.75**
- Lower Ball Joint 1302/1303 1970-74**
Fits up to chassis number 133 3200 000.
J14630 113407361E..... **£26.75**
- 5 Ball Joint Boot 1967 on**
Fits upper and lower ball joints
J18604 131405375A..... **£1.95**
- 6 Ball Joint Nut 1966-79**
Suitable for all 1966-79 ball joints. Sold individually
J64618 N0221442..... **£1.90**
- Track Rod End (Lefthand Thread) 1968 on**
Tie rod end for the short rod outer. Fits all except 1303
J10281 311415811C..... **£10.25**
- Track Rod End (Righthand Thread) 1968 on**
Tie rod end for the long rod outer. Fits all except 1303
J10282 311415812C..... **£10.25**
- Tie Rod End 1946 to 1967**
Tie rod end for the outer short rod left hand thread
J14478 131415811..... **£9.75**
- Tie Rod End 1946 to 1968**
Tie rod end outer for the long rod right hand thread.
J14476 113415812..... **£11.50**
- Tie Rod End 1946 to 1968**
Tie rod end for the long rod with damper left hand thread.
J14477 131415813D..... **£16.75**
- Tie Rod End 1946 to 1967**
Tie rod end for the inner short rod right hand thread
J14480 113415821..... **£12.25**
- Tie Rod End 1968 on**
Tie rod for the inner on the long rod with left hand thread.
J14482 131415813E..... **£17.75**
- Tie Rod End 1968 on**
Tie rod for the inner on the short rod with right hand thread.
J14484 131415821A..... **£9.75**
- N/S Long Track Rod for VW Beetle 61-65**
Complete track rod (including both track rod ends)
J60938 113415801..... **£55.25**
- VW Beetle Tie Rod Complete Beetle 1965-1968**
Beetle Tie Rod Complete Beetle 1965-1968
J27623 131415802D..... **£54.75**
- Short Track Rod Complete 1968 on**
Complete with ball joints and clamps. (Excludes 1302/1303)
J20824 131415801F..... **£47.00**
- Long Track Rod Complete 1968 on**
Complete with ball joints and clamps. (Excludes 1302/1303)
J20825 131415802E..... **£57.00**

Bundle Deal

**SAVE
10%**

Track Rod End Bundle Kit 1946-1968

2 inner and 2 outer track rod ends.

J27881 **Bundle Kit Price £45.00**

Track Rod End Bundle Kit 1968 on

2 inner and 2 outer track rod ends.

J27880 **Bundle Kit Price £43.00**



Product Key: Many items in this catalogue feature abbreviations or icons after the part number. These offer additional information on the product that you will find useful.



Exclusive to Just Kampers

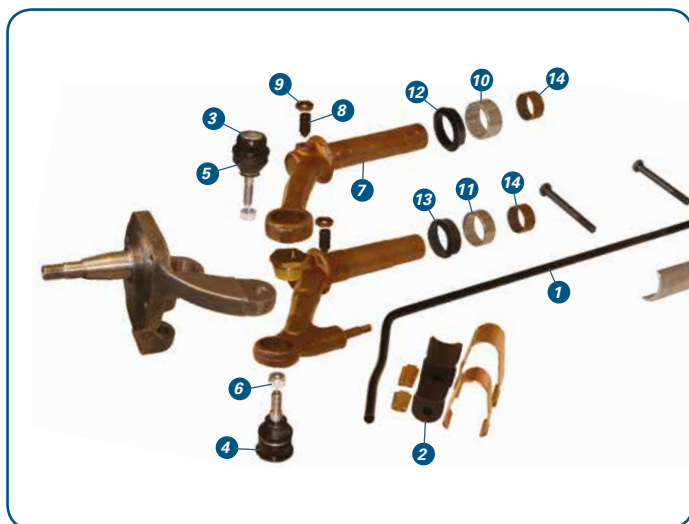


Made in the UK

GENUINE
PARTS & ACCESSORIES

Genuine VW part

Shop online at justkampers.com



Track Rod 1303 1971 to 1973

Fits either side on Beetle with strut suspension.

J15117 113419804A..... £53.50

Centre Tie Rod 1302 / 1303 1971-1974

The rod between the outer track rods and the steering box.

J15130 113415303..... £72.25

2" Narrowed Tie Rods for Link Pin 1946 to 1965

Sold as a pair.

J16970 £61.25

2" Narrowed Tie Rod for Ball Joint Beam 1966 on

Sold as a pair

J16972 £62.50

2" Narrowed Tie Rod for Ball Joint Beam 1966 on

Sold as a pair

J16972 £62.50

Short Track Rod Complete 1968 on

Complete with ball joints and clamps. (Excludes 1302/1303)

J20824 131415801F..... £47.00

Long Track Rod Complete 1968 on

Complete with ball joints and clamps. (Excludes 1302/1303)

J20825 131415802E..... £57.00

Bump Stops

Front bump stop 1946-1965

Fits standard beams on either side. Sold individually

J20938 111401273..... £9.75

Beetle, Ghia Front Shock Bump Stop

Beetle, Ghia 1966 on Front Shock Bump Stop

J21560 131413449B..... £6.00

VW Beetle 1303 Bump stop

Beetle 1303 1973> Front Suspension Bump Stop

J21672 133412303A..... £7.75

Axle Bump Stop (Rear)

J16885 311501191..... £5.75

Torsion Arms, Springs & Components

7 Upper Torsion Arm (Nearside/Left) 1965 on

Fits all models excluding 1302 & 1303

J14465 131405103A..... £63.00

Upper Torsion Arm (Offside/Right) 1966 on

Fits all models excluding 1302 & 1303

J14466 131405104A..... £63.00

Lower Torsion Arm (Offside/Right) 1966 on

Fits all models excluding 1302 & 1303

J14468 131405152A..... £49.95

8 Grub screw (For Torsion Bar)

Grub screw for all torsion bar front beams.

J13821 111411151..... £2.95

9 Grub Screw Nut

Grub screw nut for all torsion bar front beams.

J13822 111411155..... £1.95

Front axle side plate repair plates 1967 on

These fit all Ball joint beams from 1967 on

J20405 £15.00

Front Axle Beam Lock Plate 1946-1965

Two required to retain your front axle. Sold each.

J20939 111401281..... £4.00

Axle and steering lock plate kit 1946-1965

1x drop arm, 2x axle beam & 2x steering box lock plates.

J20942 111498001..... £10.00

Body Pad To Front Axle 1946-1952

Fits between front axle & body mounting points. Sold each

J20960 111899113..... £3.00

Body Pad To Front Axle 1952 on

2 required per car. Sold each

J20961 111899115..... £3.15

Beetle Rubber Mount Block Lower 17mm

J21236 111899115A.....

Call For Availability

VW Beetle Torsion Arm Pinch Bolt

J21734 N0104457..... £4.70

Torsion Arm Bolt Washer Pre 1965

Washer for the torsion arm bolt / pinch bolt. Sold each.

J64593 N0120113..... £0.85

Front axle bolt washer

For front axle securing bolt. Sold each 4 required per car.

J64594 N0120424..... £1.45

Spring Washer for Axle bolts 1966-79

Spring washer for vertical front axle bolt 10x21x1.

J64599 N0122307..... £1.15

10 Needle Bearing 1960 to 1965 Upper 1965 on

These fit upper and lower to 1965 upper only 1965 on.

J14462 111401301..... £16.25

11 Front Axle Beam Bearing (Lower) 1965 on

Sold as singles 2 required per vehicle

J14634 311401301C..... £15.75

12 13 Front Axle Torsion Arm Seal 1947 to 1965

Sold as singles, 4 required per axle.

J14635 111405129..... £2.75

12 Front Axle Upper Torsion Arm Seal 1965 on

Sold as singles, 2 required per axle.

J14636 131405131..... £6.00

13 Front Axle Lower Torsion Arm Seal 1965 on

Sold as singles, 2 required per axle.

J14637 131405129..... £6.25

14 Axle Beam Bush 1968 on

Thin bronze type inner bush sold as singles.

J14907 131401313..... £14.75

Track Arm & Bushings 1974-79

Complete with bushes and ball joint.

J61538 133401151A.....

Call For Availability

King / Link Pin Clamp Nuts pre 1965

Replaces old jam nuts & tab washers. Supplied as a pair.

J63791 4056562.....

Call For Availability

Front Wheel Bearing Kit 1965 on

Fits drum or disc brakes, all models.

J14527 £15.25



Set of urethane IRS A-arm bushes

Fits all IRS Beetles and Type 3s.

J63970 [Call For Availability](#)



Wheel Bearings & Seals



Wheel Bearing (Front Outer) 1946-65

This is a quality replacement wheel bearing (front, outer)

J15319 111405645A £14.75



Rear Wheel Bearing all Swing Axle

Fits all Beetles with swing axle rear suspension.

J18070 311501283 £22.25



Hub Seal for front brake drum

1946-1965. Sold each.

J15320 111405641A £4.85



Front Hub Seal 1968 on

Fits all models including 1302 & 1303

J14584 357501641B £4.25



Front Wheel Bearing Thrust Washer 1946 to 1965

Spread the load on the bearing face.

J10817 111405661  £2.45



Wheel bearing thrust washer 1966-1979

Fits all Beetle models 1966-1979. Sold each.

J21030 311405661 [Call For Availability](#)



Front Wheel Bearing Lock Washer 1950 to 1965

Sold as singles, fits either side.

J18588 111405681 £1.00



Front Hub Nut Nearside (Left) 1966 on

This front hub nut for all Beetles from 1966 on.

J20998 131405669 £13.75



Grease Cap (Nearside / Left) 1966 on

With speedo drive hole

J14591 111405691B £4.95



Grease Cap (Offside / Right) 1966 on

1966 onwards including 1302 and 1303 models.

J14592 111405692B £4.95

Tools & Grease



CV Joint and Rack Grease (90g)

High temperature molybdenum grease

J10651 G000602 £2.45



Multi Purpose Grease (500g)

For wheel bearings, hubs, universal joints & general greasing.

J11331 £2.25



Grease Gun

Side lever operation with flexi neck.

J11390 £35.00

Rear Shock Absorbers



Rear Shock Absorber 1952 on

For swing axle models.

J14685 111513031 £34.75



Front or rear shock absorber 1952-1965

Fits both front or rear 1952-1965.

J14729 113513031G £23.75



Rear Shock Absorber 1970 on

Fits all models with IRS rear suspension.

J14688 113513031 £33.25



Top shock absorber mounting bolt 1946-1962

Top shock absorber mounting bolt. Sold individually.

J20801 111413401A £16.25



Shock absorber mounting bolt 1963-1965

Top shock absorber mounting bolt. Sold individually.

J20800 111413403A £6.50



Upper or lower rear shock absorber mounting bolt 1952-59

Also front axle beam mounting bolt 1970 on. Sold individually

J20803 111513475A £6.50

Handy Hint



Rear 'castle' nut

The torque setting for the rear castle nut is 253ft lb (35mkg) Always replace the split pin.

Handy Hint



Jacking up your Volkswagen

If you are using the standard VW jack and jacking points, always check the condition of jacking points and surrounding metalwork.

If you are using a bottle, scissor or trolley jack, they must be placed under the front axle beam or under the rear torsion bar crossmember (ahead of the gearbox).

Always 'chock' the wheels to prevent the vehicle rolling and if you are going to be under the

vehicle, ALWAYS USE AXLE STANDS. Wherever possible, always jack your vehicle on a level solid surface, never on gravel or grass. You may not have a choice in the case of a break down, so carry a flat (strong!) piece of wood or similar to put under the jack if you have to change a wheel on the 'not so hard' shoulder.



FREE Delivery
on all orders over £35*

**No oversize
delivery charges**

No oversize charges on large items*


1 hour courier delivery slot
Super fast delivery with our couriers
sending you a text message with a 1
hour deliver slot**

*Mainland UK only





**Valid mobile phone number must be provided

K

Bushes

-  **Outer Spring Plate Grommet 1959 on**
Sold as singles, fits either side.
J14723 111511245E..... **£7.25**
-  **Inner Spring Plate Grommet (Near side/Left) 1959 on**
Fits inner right and outer left on all Beetles from 1969 on.
J14724 311511245..... **£7.75**
-  **Inner Spring Plate Grommet**
For inner right 1959-68 and inner left 1969 on
J14725 311511246..... **£7.75**
-  **Torsion Cover Plate**
OEM torsion cover plate for all Beetle swing axle models
J16751 113511225/1..... **£16.75**
-  **Rear Anti Roll Bar (Z-Bar) Guide 1967 on**
Fits either side. 2 required per vehicle, sold each
J20867 113501753..... **£5.00**
-  **Rear Anti Roll Bar (Z-Bar) Bush 1967 on**
Locates the Z-bar. 2 required per vehicle. Sold each
J20868 113501813..... **£4.80**
-  **Rear Anti Roll Bar Plastic Sleeve (Long) 1966-1967**
Fits the links on the rear anti roll bar. Sold each
J20869 113501831..... **£2.40**
-  **Rear Anti Roll Bar Plastic Sleeve (Short) 1966-1967**
Fits the links on the rear anti roll bar. Sold each
J20870 113501832..... **£2.40**
-  **Rear Roll Bar Damping Ring 1966-1967**
4 required per car. Sold each
J20871 113501835..... **£3.65**
-  **Rear (Z-Bar) Bush Bracket Re-Build Kit 1969-79**
Complete repair kit for the 1969-79 rear anti-roll bar.
J21530 113598231A..... **£49.50**
-  **Pair of torsion bar cover plates pre 1952**
Fits all Beetles before 1952.
J29323 111511255B..... **£45.00**
-  **Pair of torsion bar cover plates 1952-59**
Fits all Beetles between 1952 and 1959.
J29324 111511255C..... **£45.00**
-  **Rear Anti-Roll Bar (Z-bar) Kit for 1967 only**
Genuine VW rubber bush repair kit for the (1967 only)
J60957 113598231..... **£68.00**

Wheel Bearings & Seals

-  **Rear Wheel Bearing all Swing Axle**
Fits all Beetles with swing axle rear suspension.
J18070 311501283..... **£22.25**
-  **Beetle 1302 and 1303 Inner Rear Wheel Bearing 70 - 79**
Beetle 1302/03 Inner Rear Wheel Bearing 70 - 79.
J21251 113501283..... **£12.00**
-  **Outer Rear Wheel Bearing 1302/1303 1970-79**
Fits all 1302 and 1303 Beetles from 1970 to 1979.
J21252 113501277A..... **£21.50**
-  **Beetle 71>, Ghia, Type 3 68> Rear Hub Seal**
Beetle 71>, Ghia, Type 3 68> Rear IRS Hub Seal
J21460 113501315H..... **£3.15**
- Adjustable rear spring plates 1967 onwards**
Height adjustable rear plates for swing-axle Beetles.
J21687 **£156.00**

Available from
Just Kampers



12 months
0%
Finance*

Use our 0% finance to
spread the cost of your
restoration or help you
get by in the event of an
unexpected garage bill.
... 12 months to pay
with zero interest!

With nothing to lose,
why wait?

Go online at
www.justkampers.com
or call our sales team on
0800 9156618

*Conditions apply. Retail customers only. Excludes engines and gearboxes. Minimum amount offered on interest-free finance £399, maximum £5,000. APR 0%. Repayment term 12 months. Offer may be withdrawn at any time.

Product Key: Many items in this catalogue feature abbreviations or icons after the part number. These offer additional information on the product that you will find useful.



Exclusive to Just Kampers

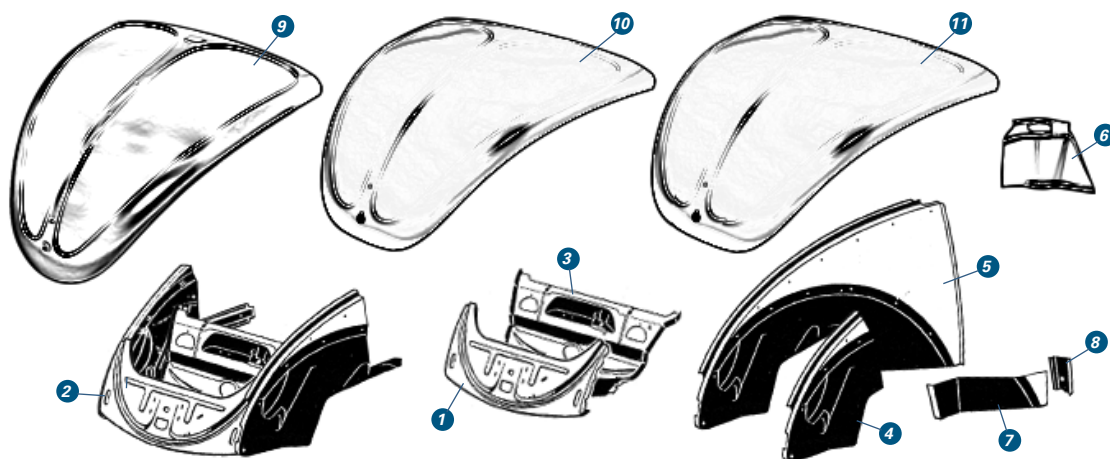


Made in the UK

GENUINE
PARTS & ACCESSORIES

Genuine VW part

or call our sales team on 0800 9156618



Front Panels & Hood

- 1 Front Apron 1946 to 1967**
Klokkerholm quality panel for all long bonnet Beetles.
J14768 111805591A..... **£40.00**
- 1 Front valance (for US spec towel rails) 1953 to 1967**
For Beetles with US spec bumpers & towel rails.
J18025 111805591C..... **£39.00**
- 1 Front Apron 1200cc 1968 to 1974**
Specifically for the 1968-74 1200cc model.
J14769 113805591.3..... **£45.50**
- 1 Front Apron 1300, 1500, 1600cc 1968 on**
Fits all models excluding 1200cc and 1302 and 1303
J14770 111805591C..... **£45.00**
- 1 Front Apron Beetle 1300,1500,1600 1968 to 1979**
Front Apron Beetle 1300,1500,1600 1968 to 1979 (Genuine VW)
J21371 111805591H..... **£66.75**
- Front Apron (Without Vents) 1302 & 1303 1973 on**
Klokkerholm quality panel for 1302/1303 models 1973-1979.
J15122 111805591G..... **£41.75**
- Front Valance 1302/1303 1971-1979**
For 1302/1303 Beetles fitted with air conditioning.
J20410 **£103.00**
- 2 US Spec Front Panel 1961 to 1967**
Front valance, spare wheel trough and front bumper mounts.
J19180 111805506..... **£135.75**
- 2 Front Panel 1968 on Except 1302 & 1303**
Front valance, spare wheel trough and front bumper mounts.
J19185 113805506..... **£129.75**
- Front Valance Blanking Plug 1968 on**
Supplied as the two halves with the mounting stud and nut.
J19186 311821335A..... **£15.00**
- Spare Wheel Well All Models Except 1302 & 1303**
Fits all Beetles from 1946 to 1979 except 1302 and 1303 models.
J19182 111805583A..... **£18.00**
- 3 Front Inner Panel 1961 on**
Fits all models excluding 1302 & 1303.
J14774 113805505G..... **£61.75**
- Washer Bottle Recess 1964 on**
This is the back section of the spare wheel well.
J20401 113805505KL..... **£38.00**






















- Spare Wheel Well 1302/1303 1971-1979**
Front spare wheel well as fitted to all 1302 and 1303 models.
J20413 111805397C..... **£99.50**
- Spare Wheel Well for VW Beetle 1302 / 03**
Complete spare wheel panel for all 1302 & 1303 Beetles.
J61545 133805397C..... **Call For Availability**
- Spare Wheel Well Support 1302/1303 1971-1979**
Fits all 1302 and 1303 Beetles from 1971 to 1979.
J20414 111805391..... **£48.00**
- Frame Head 1946 to 1966**
Complete with captive nuts for the beam mounts.
J19038 113701037G..... **£99.50**
- Frame Head Bottom Plate 1946 to 1966**
Frame head lower plate fits all early link pin beams
J19175 113701311A..... **£30.00**
- Front Bulkhead / Top Hat**
This is the lower section of the bulkhead just by the pedals.
J19181 111805452..... **£40.00**
- Front Bulkhead Repair 1302/1303 1971-1979**
Note: This panel is not fitted with captive nuts.
J20412 **£68.00**
- Central Chassis Support 1960 on**
For LHD cars can be modified to fit RHD
J18779 113805451F..... **£50.00**
- Front Bumper Mount (Nearside/Left) 1200cc 1968 on**
For 1200cc models fitted with blade bumpers.
J14779 113809111A..... **£21.75**
- Front Bumper Mount (Offside/Right) 1200cc 1968 on**
For 1200cc models fitted with blade bumpers.
J14780 113809112A..... **£21.75**
- 4 Front Bumper Mount (Nearside/Left) 1968 on**
For all models with Europa bumpers
J14781 113809111A..... **£22.75**
- Front Bumper Mount (Offside/Right) 1968 on**
For all models with Europa bumpers
J14782 113809112A..... **£22.75**
- Front 1/4 Panel (Offside/Right) 1968 on**
All models excluding 1302 & 1303
J15175 113809022 13..... **£157.75**
- 5 Front 1/4 Panel (Nearside/Left) 1968 on**
All models excluding 1302 & 1303
J15176 113809021 10..... **£157.75**

Product Key: Many items in this catalogue feature abbreviations or icons after the part number. These offer additional information on the product that you will find useful.

ik
Exclusive to Just Kampers

Made in the UK

GENUINE
PARTS & ACCESSORIES
Genuine VW part

-  **Front Bumper Mount (Nearside Left) 1302 & 1303**
This is the lower front inner wing and bumper mount.
J19192 113809111B..... **£25.25**
-  **Front Bumper Mount (Offside Right) 1302 & 1303**
This is the lower front inner wing and bumper mount.
J19193 113809112B..... **£25.25**
-  **6 Inner Wing Strut Mount (Nearside/Left) 1302 & 1303**
Left hand front inner wing repair for all strut front Beetles.
J14783 113809119..... **£16.75**
-  **Inner Wing Strut Mount (Offside/ Right) 1302 & 1303**
Right hand front inner wing repair for all strut front Beetles.
J14784 113809120..... **£16.75**
-  **7 Front Arch Inner Repair Panel (Nearside/Left) 1953 on**
Front wheel arch inner repair panel (nearside) 1953-1998.
J16837 111809157..... **£19.75**
-  **Front Arch Inner Repair Panel (Offside/Right) 1953 on**
Front wheel arch inner repair panel (offside) 1953-1998.
J16838 111809158..... **£19.75**
-  **Front Inner Wing (Offside / Right) 1302 & 1303**
Useful if you are replacing complete heater channels.
J19190 113809158..... **£17.75**
-  **Front Inner Wing (Nearside / Left) 1302 & 1303**
Useful when replacing complete heater channels.
J19189 113809157..... **£17.75**
-  **Fuel Filler Flap Repair Section 1968-79**
Genuine VW metal fuel flap repair section.
J60549 111809575C..... **£48.75**
-  **Beetle Fuel Filler Flap Spring**
Beetle Fuel Filler Flap Spring 68-79
J21542 111809931..... **£2.00**
-  **Crotch Cooler Nearside (Left) 1951-1952**
Reproduction Crotch Cooler. Can retro fit to any year Beetle.
J20643 **Call For Availability**
-  **Crotch Cooler Offside (Right) 1951-1952**
Reproduction Crotch Cooler. Can retro fit to any year Beetle.
J20644 **Call For Availability**
-  **8 A Pillar Repair Panel (Nearside/Left) 1946-98**
Klokkeholm quality lower A-pillar (door) repair panel.
J16835 111805115..... **£12.25**
-  **A Pillar Repair Panel (Offside/Right)**
Klokkeholm quality lower A-pillar (door) repair panel.
J16836 111805116..... **£12.25**
-  **9 Reproduction Bonnet (Long Pre 67 Models)**
Used on beetles For with sloping headlamps
J19376 111823031A..... **£316.75**
-  **10 1200 Bonnet Without Vent Slots 1968 on**
Bonnet (without vent slots) for the 1200c Beetle 1968 onward.
J15123 111823031C..... **£134.75**
-  **10 Genuine VW Front Bonnet (Without Vent Slots)**
Genuine VW bonnet. Fits 68-79 models (not 1302/03).
J60574 111823031C..... **£316.50**
-  **10 Reproduction Beetle Bonnet 1968 on**
1300 1500, 1600cc with grill 1968 onwards
J15309 111823031G..... **£129.75**
-  **11 1303 Bonnet 1973 on**
Fits all Beetles with a curved screen.
J15271 133823031A..... **£172.75**
-  **Bonnet Seal 1961-79**
Please note: Does not fit 1302 or 1303 Beetles.
J14852 113823731B..... **£14.25**
-  **Seal For Bonnet to Heater Box 1967 on**
Fits all models excluding 1303.
J19662 113819519..... **£16.00**

Front Valance 1947-1967

Top quality early four finger style reproduction panel.

J20596 **£175.50**

Front Valance 1960-1967

Top quality 2 finger style reproduction with bumper iron slots.

J20598 **Call For Availability**



Engine Lid / Bonnet Seal Channel 1950-67

110cm long weld on metal channel.

J20436 **£6.00**

Bonnet Seal Clip 1303 Beetle

6 required per vehicle. Sold individually

J61555 133823717..... **£2.05**

Bonnet / Engine Lid Seal 1950 onwards Per metre

Sold per metre. Fits all Beetles excludes 1303.

J21711 **£2.75**

VW Beetle Bonnet Seal (Clip On)

Clip On Bonnet Seal , Sold By Metre (3 Metres required)

J21736 18M823733..... **£5.00**

Beetle Bonnet Seal 1302 and 1303

Bonnet seal (original style). Genuine VW. 1303 models only.

J21461 133823731..... **£22.75**

Bonnet Hinge 1961-79 All models (except 1303)

Sold individually. Fits either side.

J60578 111823301..... **£21.00**

Bonnet hinge support pin Beetle 1961-79

Not suitable for 1303 models! Sold individually.

J61554 133823335..... **£4.25**

Lower Front Hood Hinge support Circlip

Bonnet hinge circlip. Not suitable for 1303 models. Sold each.

J64601 N0124373..... **£0.85**

Handy Hint

Removing old body panels

The panels that make up a classic VW are often spot welded together, so to replace them, the neatest way is to unpick the original spot welds.

How to find the spot welds. As long as the panels has not been repaired before and the original spot welds lost, try the following. Rub a 40 grit piece of sand paper along the edge that has the spot welds (for example along the bottom edge of the outer sill). As the paint comes off you will see dimples

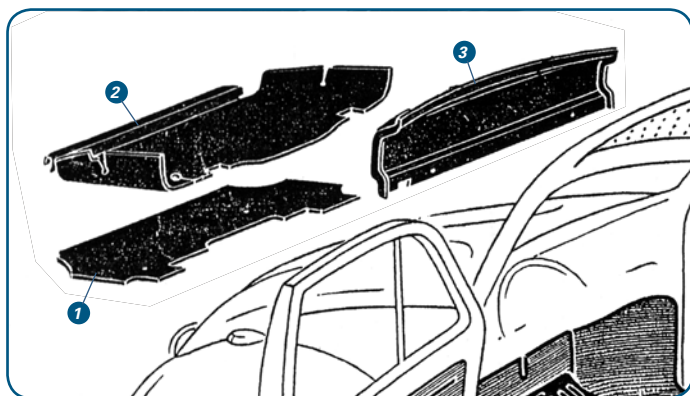
with the original paint still showing in them. These are the spot welds. You will not easily remove them with a normal drill bit. So use a spot weld drill bit and going at a slow speed drill through the top layer of metal (the panel you want to remove). Continue this on all the visible spot welds. To break the last bit of each spot weld, carefully split the two panels apart using a thin metal chisel.

Any areas that need cutting (because you cannot get to the original spot welds) use as thin a cutting disc as possible in an angle grinder. If you have access to air tools such as air chisels and air saws, it is important that you practice on some scrap metal, as they can cause a lot of damage quickly if you are not sure how to use them.

Think before you cut!



Always think about what you are doing. Offer up the new panel, mark it with a sharp scribe, make sure you are happy with the size and fit. If you cut too much away, you are just making more work for yourself. Panels such as rear corners and rear wheel arches are worth spending extra time offering them up and rechecking before you cut. A badly fitted panel can ruin the look of a restored camper.



Front Hood Hinge Cover 1961-79

2 required per vehicle. Sold individually.

J61026 113823355

[Call For Availability](#)

Pair of gas bonnet struts 1961 on

Replaces the standard springs. (not 1303 models).

J64111

[Call For Availability](#)

Bonnet Badge Base (Wolfsburg Logo) 1952 to 1962

The Crests are available Separately.

J19389

£12.50

Wolfsburg Logo Bonnet Crest 1952 to 1961

Found on pre 1961 Beetles just above the bonnet handle.

J19390 111853901

[Call For Availability](#)

Wolfsburg Logo Bonnet Crest 1960 to 1962

Found on 1959 to 63 Beetles just above the bonnet handle.

J19391 113853902

[Call For Availability](#)

Bonnet Handle VW Beetle 1954-1967

This chrome bonnet handle fits all VW Beetles from 1954 to 1967.

J20736 113823565B

£25.00

Bonnet Handle 1967 on

Fits all models from 1967 on

J16755 113823565A

£9.75

Bonnet Handle Gasket (Upper) Beetle 1952-1967

This upper bonnet handle gasket fits all Beetles 1952-67.

J21466 113823581

[Call For Availability](#)

Pair Bonnet Handle Gaskets Beetle 1952-67

Bonnet handle gaskets 1952-67

J61029 113823579B1

£4.00

Bonnet Handle Seal Beetle 1954-1967

Sold as a pair, these bonnet handle seals fit 1954-67.

J20990 113823581

£4.80

Front hood handle Seals Beetle 56-65

Front hood handle Seals Beetle 56-65

J29342 113898579

£7.00

Clear Plastic Bonnet Handle Seals 1966-1967

Made from clear plastic for 1966-67 Beetles.

J20734 113823581A

£5.50

Bonnet Handle Seals Beetle 1968 on

Sold as a pair, these bonnet handle seals fit 1968 onwards

J20735 113823581B

£2.80

Hood Handle Guard 1946 to 1967

Made from polished stainless steel

J14876 113853595

£11.75

Hood Handle Guard 1968 on

Polished stainless steel

J14877

£16.00

Beetle Bonnet Lock pre 67

Beetle Bonnet Lock pre 67 - NO Push Knob

J21457 111823507A

£15.00

Bonnet Lock 1967 on

Fits all models from 1967 on

J16753 111823507F

£14.25

Bonnet Lock for 1967-79 Beetles

With chrome push button.

J21129 111823507F

[Call For Availability](#)

Front Hood Handle Bolt Spring Washer

6mm spring washer for the bonnet handle fixing bolt. Sold each.

J64598 N0122265

£0.50

Front Hood Handle Bolt Spring Washer

6mm spring washer for the bonnet handle fixing bolt. Sold each.

J64598A N0122265

[Call For Availability](#)

Bonnet hood Lock Lower Mechanism 1949-67

Beetle 49 - 67 Bonnet hood Lock Lower Mechanism

J21221 111823509A

£14.50

Bonnet Lock 1967 on

Fits all models from 1967 on

J16754 152823509B

£19.75

Bonnet Release Cable for VW Beetle 1968-79

Cable for bonnet release catch. Suitable for all model years 68-79.

J61027 113823531G

£6.75

Rubber grommet for bonnet release cable 1303 Beetle

Suitable for 1303 models only!

J63867 431971908

[Call For Availability](#)

Bonnet Guide Tube for VW Beetle 68-79

Guide tube for bonnet release cable. Suitable for models 68-79.

J63809 412823557A

£23.00

Bonnet Release Lever Knob Beetle 1969 on

Inside the glove box on Beetle 1969 on & Karmann Ghia 1961-69.

J20936 411823665

£7.25

Hood Pin Sleeve for VW Beetle Cabrio 1968-72

Plastic pin sleeve for hood securing pin. Sold individually.

J61824 15171373A

[Call For Availability](#)

1 Card bonnet liner Beetle 1953-55

For early models 1953-55. Available in black only.

J61118 113863509A

£71.50

1 Card bonnet liner Beetle 1956-60

For early models 1956-60. Available only in black.

J61119 113863509B

£54.75

1 Card bonnet liner Beetle 1961-67

For models 1961-67. Available only in black.

J61120 113863509C

£35.25

2 Bonnet Compartment Liner Beetle 1968-79

Not suitable for 1302, 1303 or Cabriolet Beetles.

J60681 111863509F

[Call For Availability](#)

2 Bonnet Compartment Liner 1303 Beetle 1973-79

2 piece original style bonnet liner, available in black only.

J61117 113863505

[Call For Availability](#)

2 Luggage Carpet (Black) 1302/1303

luggage area carpet fits under the bonnet on all 1302 / 1303s

J18593

[Call For Availability](#)

3 Under-Bonnet Wiring Cover Beetle 1956-1967

Wiring cover behind the dashboard. Models 1956-1967

J61121 113863515

£62.00

Wiring Cover Nut Beetle 1960-69

Knurled nut for wiring cover. Sold individually.

J61123 113863527A

£5.25

Vinyl Hood Bag for VW Beetle Cabrio

Made from quality vinyl material. Includes press stud kit.

J61880 151871041A

[Call For Availability](#)

Hood Bag for Beetle Cabrio

Made from the finest German material. Includes press stud kit.

J61881 151871041AS

[Call For Availability](#)

Beetle 1303 Cabrio Header Bow Seal

Seal between windscreen frame top and hood. 1303 models only.

J61890 151871349C

£15.75

	Cabrio Hood Top to Side Window Seal Seal over the rear side windows. 2 required per vehicle. J61892 151871357C.....	£15.00
	Wedges, 1/4 Window, Front (Pair) Beetle 59-64 Cabriolet Wedges, 1/4 Window, Front (Pair) Beetle 59-64 Cabriolet J29348 151898351.....	£18.00
	Wedges 1/4 Front Window L & R Beetle Wedges 1/4 Front Window L & R Beetle J29359 151898351B.....	£9.00
	Wedges, 1/4 window, rear (Pair), Beetle 58-64 Cabriolet Wedges, 1/4 window, rear (Pair), Beetle 58-64 Cabriolet J29349 151898357.....	£11.00
	Wedges Rear 1/4 Left & Right Beetle Wedges Rear 1/4 Left & Right Beetle J29360 151898357A.....	£15.00
	Wedges Rear 1/4 Left & Right 66 Beetle Wedges Rear 1/4 Left & Right 66 Beetle J29358 151847357a.....	£10.50
	Wedges Rear Of Door Beetle 65-79 Wedges Rear Of Door Beetle 65-79 J29354 151837497a.....	£12.50
	Wedges Rear of Door Beetle 69-78 Wedges Rear of Door Beetle 69-78 J29355 151898497a.....	£11.00
	Wedge Header Bow Right Beetle Wedge Header Bow Right Beetle J29362 151871204.....	£22.00
	Wedge Header Bow, Left Beetle Wedge Header Bow, Left Beetle J29361 151871203.....	£22.00
	Wooden Rear Window Bow for Beetle Cabrio 1965-71 Header bow above the rear window. J61882 151871093B.....	Call For Availability
	Plastic Sleeve, Top Alignment Pin, Right Plastic Sleeve, Top Alignment Pin, Right J29364 151871374.....	£7.75
	Pair Inner Quarter Facing Strips for Beetle Cabrio 1961-72 Fits 61-71 models. Synthetic material. Supplied as a pair J61884 151871193A.....	Call For Availability
	Hood Padding Kit for Beetle Cabrio 1950-72 3 piece insulation kit between inner headliner & outer hood. J61886 151871199.....	Call For Availability
	Hood Top Seal Inserts Cabrio 1965-79 8 piece metal inserts that fit into the hood top seals. J61887 151871205ST.....	Call For Availability
	Wooden Quarter outer Facing Strips for Beetle Cabrio Fits 65-71 models. Supplied as a pair J61888 151871211AS.....	Call For Availability
	Pair of cabriolet side tensioning wires 1960-79 Both sides. Also fits Mk1 Golf MK1 Cabriolet. J21189 155871971A.....	£8.00
	Rear Hood Tension Cable for Beetle Cabrio Rear tensioning cable around the lower part of the hood. J61896 151871957.....	£23.50
	Cabriolet upper lock latch handle 1968-79 Also fits 1968-74 Karmann Ghia cabrio & Mk1 Golf Cabrio J21199 155871384D.....	£150.00

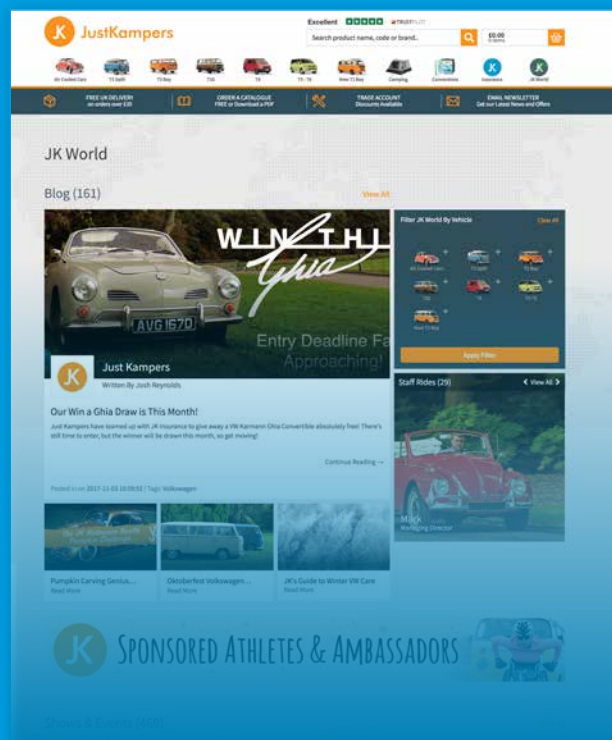


World

Have you seen the new JK Life section on our website?

Includes the Latest News, Competitions and Special Offers from Just Kampers, Club and Event information and our 'Marketplace' where you can list your vehicle for sale for free...

www.justkampers.com/jk-life.html



Product Key: Many items in this catalogue feature abbreviations or icons after the part number. These offer additional information on the product that you will find useful.



Exclusive to Just Kampers



Made in the UK

GENUINE
PARTS & ACCESSORIES

Genuine VW part

or call our sales team on 0800 9156618



Front & Rear Wings

- 1 Front Wing (Nearside/Left) 1946 to 1967**
Sloping headlight 6 volt style
J14545 111821021D..... **£146.75**
- Front Wing (Offside/Right) 1946 to 1967**
Sloping headlight 6 volt style
J14546 111821022D..... **£146.75**
- 2 Front Wing (Nearside/Left) 1200cc 1967 on**
For all Beetles fitted with Blade bumpers
J14547 111821021M..... **£89.50**
- Front Wing (Offside/Right) 1200cc 1967 on**
For all Beetles fitted with Blade bumpers
J14548 111821022M..... **£89.50**
- 3 Front Wing (Nearside/Left) 1300, 1500cc 1968 to 1974**
For all Beetles fitted with Europa bumpers
J14551 113821021M..... **£86.75**
- Front Wing (Offside/Right) 1300, 1500cc 1968 to 1974**
For all Beetles fitted with Europa bumpers
J14552 113821022M..... **£86.75**
- 4 Front Wing (Nearside/Left) 1200cc 1974 on**
Klokkeholm quality front wing for 1200cc Beetle 1974-1998.
J14553 113821021Q..... **£87.50**
- Front Wing (Offside/Right) 1200cc 1974 on**
Klokkeholm quality front wing for 1200cc Beetle 1974-1998.
J14554 1138210122Q..... **£87.50**
- 5 Front Wing (Nearside/Left) 1302 7 1303 1970 to 1973**
Fits all strut front models
J14555 111821021P..... **£141.75**
- Front Wing (Offside/Right) 1302 & 1303 1970 to 1973**
Fits all strut front models
J14556 111821022P..... **£141.75**
- 6 Front Wing (Nearside/Left) 1302 & 1303 1973 to 1974**
Fits all strut front models
J14557 133821021..... **£136.75**
- Front Wing (Offside/Right) 1302 & 1303 1973 top 1974**
Fits all strut front models
J14558 133821022..... **£136.75**

- Rear Wing (Nearside/Left) 1946 to 1967 1200cc to 1973**
Fits all Beetles with blade bumpers.
J14500 111821305P..... **£88.00**
- 7 Rear Wing (Offside/Right) 1946 to 1967 1200cc to 1973**
Fits all Beetles with blade bumpers.
J14502 111821306P..... **£88.00**
- Rear Wing (Nearside/Left) 1968 to 1973**
Fits all Beetles excluding 1200cc, 1302 & 1303
J14503 111821305M..... **£70.75**
- 8 Rear Wing (Offside/Right) 1968 to 1973**
Fits all Beetles excluding 1200cc, 1302 & 1303
J14504 111821306M..... **£70.75**
- Rear Wing (Nearside/Left) 1303 1973 to 1974**
J14505 111821305R..... **£90.75**
- 9 Rear Wing (Offside/Right) 1303 & 1302 1973 to 1974**
J14542 111821306R..... **£90.75**
- Rear Wing (Nearside/Left) 1975 on**
Fits all large rear light models excluding 1302 & 1303
J14507 111821305R..... **£92.75**
- 10 Rear Wing (Offside/Right) 1975 on**
Fits all large rear light models excluding 1302 & 1303
J14508 111821306R..... **£92.75**
- 11 Wing Beading**
Length of beading for one wing, fits front or rear.
J14822 111821715B..... **£6.00**
- 11 Beetle wing Beading Kit (Sage Green)**
Comes as a 8m roll that will do all four wings.
J21183 111821707A..... **£25.75**
- 11 Wing Beading Kit (White)**
Comes as a roll that will do all four wings.
J19377 111821707A..... **£25.75**
- 11 Wing Beading Kit (Dark Blue)**
Comes as a roll that will do all four wings.
J19382 111821707A..... **£33.25**
- 11 Wing Beading Kit (Light Blue)**
Comes as a roll that will do all four wings.
J19383 111821707A..... **£35.00**

Product Key: Many items in this catalogue feature abbreviations or icons after the part number. These offer additional information on the product that you will find useful.



Exclusive to Just Kampers



Made in the UK

GENUINE
PARTS & ACCESSORIES

Genuine VW part

Handy Hint



Front wings

- 1 These fit 1946-67 Beetles with sloping headlights, but will also fit later 'torsion bar' Beetles if you prefer the early look.
- 2 1967 onwards 1200cc Beetles with upright headlights, and round style 'blade' bumpers.
- 3 1968 onwards Beetles with square style 'europa' bumpers.
- 4 1974 onwards Beetles with bumper mounted indicators.
- 5 1970-73 1302 and 1303 Beetles.

- 6 1973-74 1302 and 1303 Beetles.

Rear wings

- 7 These fit 1946-67 Beetles, plus 1200cc Beetles up to 1973 with round style 'blade' bumpers.
- 8 1968-73 Beetles with square style 'europa' bumpers.
- 9 All 1973-74 Beetles (bumper slots are 20mm wide).
- 10 All 1975 onwards Beetles (bumper slots are 25mm wide).

11 Wing Beading Kit (Ivory)
Comes as a roll that will do all four wings.
J19384 111821707A..... **£25.75**

11 Wing Beading Kit (Beige)
Comes as a roll that will do all four wings.
J19385 111821707A..... **£33.00**

11 Wing Beading Kit (Ruby Red)
Comes as a roll that will do all four wings.
J19379 111821707A..... **£33.25**

Beetle Wing Fitting Kit
All the bolts and washer required to fit one wing.
J18438 111898051..... **£7.75**

Headlight Drain Tube VW Beetle 1956 - 74 and Ghia
Headlight Drain Tube VW Beetle and Ghia 1956 - 74
J21434 141941147R..... **£7.25**

Headlight Drain Tube Beetle 1960 on
Drains headlight bowls. Sold each. fits either side.
J20969 111941187..... **£4.95**

Front Wing Guards
Made from durable aluminium with plastic trim, sold in pairs
J14847 **£12.75**

Rear Wing Guards
Made from durable aluminium with plastic trim, sold in pairs
J14848 **£14.75**

Beetle Stone Guard Set
A bundle deal of front and rear stone guards.
J18364 **£24.75**

Doors & Door Parts

Door Skin to Window (Nearside / Left) 1955 to 1964
Fits early small window style doors.
J19178 111831105C..... **£43.00**

Door Skin to Window (Offside / Right) 1955 to 1964
Fits early small window style doors.
J19179 111831106C..... **£43.00**

For door seals & mechanisms see page 50

Full N/S Door for VW Beetle 1954-64

Brand new complete early door. Fits Beetles 1954-1964.

J60591 **Call For Availability**



Lower Outer Door Repair Panel (Nearside/Left)
Fits the left hand door all years.
J14791 113831107..... **£16.50**

Lower Outer Door Repair Panel (Offside/Right)
Fits the right hand door all years.
J14792 113831108..... **£16.50**

Inner Door Repair Panel (Nearside/Left)
Fits the left hand door all years.
J14793 **£30.75**

Inner Door Repair Panel (Offside/Right)
Fits the right hand door all years.
J14794 **£17.75**

N/S Upper Door Hinge 1968-79
Replaces worn, sagging door hinges! Genuine VW.
J60593 111831401G..... **£52.50**

Door Hinge Screw (Pack of 4)
They have a deep crosshead screwdriver head.
J12950 **£4.00**

Door Hinge Screw 1955-79
For fixing door to body. 12 required per door. Sold each.
J64613 N0142881..... **£1.40**

Overize Door Hinge Pin (8.2mm) 1967 on
Fits either side upper or lower. 1967 onwards. Sold each
J20719 111831421K..... **£18.50**

Overize Door Hinge Pin (8.1mm) VW Beetle 1967 on
Fits either side upper or lower. 1967 onwards. Sold each
J20720 111831421J..... **£8.00**

Door Hinge Pin VW Beetle 1967 on
Fits either side upper or lower. 1967 onwards. Sold each
J20721 111831421H..... **£8.25**

Door Hinge Pin VW Beetle upto 1966
Standard Size Hinge Pin for early Beetle
J27647 111831421..... **£4.95**

Beetle Hinge Pin And Mirror oversized Thread 8.1mm
Beetle Hinge Pin And Mirror oversized Thread 8.1mm
J21245 111831421E..... **£12.50**

VW Beetle Hinge Pin And Mirror oversized Thread 8.2mm
Beetle Hinge Pin And Mirror oversized Thread 8.2mm
J21246 **£13.75**

Beetle Door Hinge Black Plastic Pin Cap
Beetle Door Hinge Black Plastic Pin Plug Cap
J21404 311831439A 043..... **Call For Availability**

Cover plug, door hinge mount. Beetle 56-79
Cover plug, door hinge mount. Beetle 56-79
J29343 111831449A..... **£0.75**

Door Check Strap 1961-79
Complete door check strap. Genuine VW.
J21539 111837249B..... **£12.00**

Check Strap Pin
Door check strap pin. Fits all models 55-79. Sold individually.
J60606 111837257..... **£3.65**


Screw Lock Washer 1961-79
For door check strap unit fixing screw. Sold individually.
J64596 N0121053..... **£0.50**


Door Check Strap Screw 1961-79
Fixing screw for the door check strap unit. Sold individually.
J64609 N0141395..... **£1.65**


Door Check Strap Seal 1956-61
Rubber seal around door check strap. German Made.
J60607 111837267..... **£11.50**


Door Check Strap Seal 1961-79
Rubber seal around door check strap. German Made.
J60608 111837267A..... **£4.25**

Rear Panels & Valance

 **Complete O/S Right Rear Quarter Panel 1965-79**
Complete rear quarter panel, 1965 onwards
J27566 111809088E..... **£642.00**


 **Complete Rear Quarter Nearside (Left) 1965 on**
Genuine VW for Beetles from 1965 on.
J21274 111809087E..... **Call For Availability**


 **Lower Quarter Repair Section (Nearside/Left)**
Fits all models includes lower section of wing mounting strip
J14813 111809171A..... **£17.25**

 **Lower Quarter Repair Section (Offside/Right)**
Fits all models includes lower section of wing mounting strip
J14814 111809160A..... **£17.25**


 **Lower Quarter Repair Section (Nearside/Left)**
Fits Beetles 1946-1998.
J14815 111809159A..... **£10.75**


 **Quarter Lower Small Repair Section (Rear, Right)**
Fits Beetles 1946-1998.
J14816 111809160A..... **£10.75**

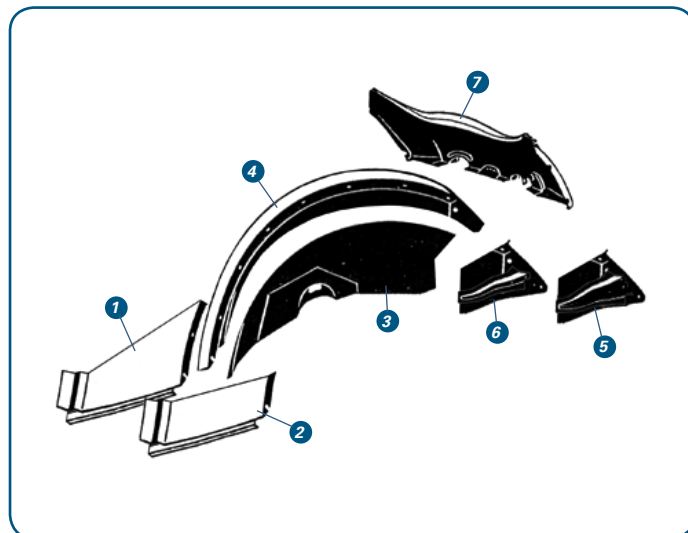
 **Rear Wheel Tub (Nearside / Left)**
This is the inner rear section of the wheel arch or tub.
J19187 113809173A..... **£57.75**

 **Rear Wheel Arch (Offside / Right)**
This is the inner rear section of the wheel arch or tub.
J19188 113809174A..... **£57.75**


 **Rear Arch Inner Repair Panel (Nearside/Left) 1967 on**
Fits Beetles 1967 onwards.
J16839 113809171..... **£55.00**


 **Rear Arch Inner Repair Panel (Offside/Right) 1967 on**
Fits Beetles 1967 onwards.
J16840 113809172..... **£55.00**

 **Rear Wheel Arch Inner Repair Nearside (Left) 1946-1967**
Includes the body mount section.
J20402..... **£41.50**



 **Rear Wheel Arch Inner Repair Offside (Right) 1946-1967**
Includes the body mount section.
J20403..... **£41.50**

 **Rear Wing Mounting Plate (Nearside/Left)**
Incorporates the captive nuts for wing mounting
J14811..... **£17.25**

 **Rear Wing Mounting Plate (Offside/ Right)**
Incorporates the captive nuts for wing mounting
J14812..... **£17.25**

 **Rear Cross Member / Heater Channel Repair (Nearside / Left)**
Fits all years
J19183 111801203..... **£8.00**

 **Rear Cross Member / Heater Channel Repair (Offside / Right)**
Fits all years
J19184 111801204..... **£8.00**


 **Complete Luggage and under seat repair panel**
Genuine VW Panel.
J60552 111813111P..... **£312.50**


 **Rear Bumper Mounting Plate (Nearside/Left) 1968 on**
Klokkeholm quality bumper mounting plate.
J14809 113809407..... **£21.25**


 **Rear Bumper Mounting Plate (Offside/ Right) 1968 on**
Klokkeholm quality bumper mounting plate.
J14810 113809408..... **£21.25**

 **Rear Bumper Mounting Plate (Offside/Right) 1946 to 1967**
Klokkeholm quality rear bumper mounting plate 1946-1967.
J17762 111809408..... **£43.25**


 **Rear Bumper Mounting Plate (Nearside/Left) 1946 to 1967**
Klokkeholm quality rear bumper mounting plate 1946-1967.
J17763 111809407..... **£43.25**

 **Rear Bumper Support Bracket Nearside (Left) 1967 on**
Does not include any of the inner wing
J20397..... **£15.00**

 **Rear Bumper Support Bracket Offside (Right) 1967 on**
Does not include any of the inner wing
J20398..... **£15.00**

 **Rear Bumper Support Bracket Nearside (Left) 1946-1967**
Does not include any of the inner wing
J20399..... **£17.00**

 **Rear Bumper Bracket Support Beetle up to 1967**
Does not include any of the inner wing
J20400..... **£17.00**

 **Rear Inner Wing Bumper Mount Nearside (Left) 1952-1960**
Complete with captive nuts. Fits all Beetles from 1952 to 1960
J20651 111-809-635..... **£28.25**

Handy Hint

Always think safety

Wear goggles or a full face mask when grinding, cutting or chiselling.

Always make sure the vehicle is well supported on solid ground before you start work. Always use axle stands if you are underneath the vehicle or removing one or more wheels.

Always wear leather gloves when cutting, chiselling or handling sharp materials.

Think about fire. Make sure there are no flammable liquids like spilt fuel around before you start work. Make a mental note of where the fuel lines run and where the fuel tank is. Drain, or better remove the fuel tank and store it well away if you are cutting or welding nearby.

After draining fuel, clean any spills and make sure the area is well ventilated (its the fuel vapour that burns)

Make sure you remove any flammable materials like interior cupboards, seats, carpets or sound insulation and remove any

easily damaged items if you are cutting or welding.

If you are unable to view both sides of the area that you are welding, have a second person with an extinguisher fire watching from the other side.

Speaking from experience

In the early days when Just Kampers was a VW workshop, I remember welding up a camper for an MOT. I had finished welding one side and had used seam sealer to make it water tight. The lid was left off the tin... and I started work on the other side. A spark went into the tin of seam sealer, and being petrol based it went up like a 'Roman Candle' and set fire to the seam sealer I had just put on. It was a good lesson in keeping a fire extinguisher (that's full) handy and I am now very careful about lids on anything flammable.

Mark Reynolds. MD.



	Rear Inner Wing Bumper Mount Offside (Right) 1952-1960 Complete with captive nuts. Fits all Beetles from 1952 to 1960 J20652 111-809-636..... Call For Availability
	Engine Bay Side Tray Nearside (Left) 1946-1960 Top quality reproduction panel. J20645 111-813-159..... £26.00
	Engine Bay Side Tray Offside (Right) 1946-1960 Top quality reproduction panel. J20648 111-813-160..... £26.00
	Engine Bay Side Tray Nearside (Left) 1961-1966 Top quality reproduction panel. J20646 111-813-161..... £26.00
	Engine Bay Side Tray Offside (Right) 1961-1966 Top quality reproduction panel. J20649 111-813-162..... £26.00
	Engine Bay Side Tray Nearside (Left) 1967-1974 Top quality reproduction panel. J20647 111-813-165..... £26.00
	Engine Bay Side Tray Offside (Right) 1967-1974 Top quality reproduction panel. J20650 111-813-166..... £26.00
	Engine Firewall Kit 1968 on Except 1302-1303 Engine bay tar board insulation and sound proofing. J18591 £50.00
	7 Rear Valance 1946-1957 Top quality reproduction "H" style early rear valance. J20597 111813301A..... £257.00
	7 Rear Valance 1955-1960 Best quality reproduction with the engine lid lock plate. J20653 111-813-301/B..... £277.25
	7 Rear Apron 1965 to 1966 Fixing holes pre-drilled for ease of fixing. J14771 111813301F..... £89.75
	7 Rear Apron 1968 on Fits all models excluding 1302 & 1303 J14772 113813301.1..... £59.75
	7 Rear Apron - no cut-outs 1968 on With no exhaust cut-outs. Fits all Beetles '68 onwards. J60554 111813301PL..... £43.25
	7 Rear Apron 1303 1970 to 1979 Rear valance for all 1303 models. J14773 111813301P..... £48.75
	7 Rear Apron Mexican Beetle 1979 - 2003 Rear Apron Mexican Beetle 1979 - 2003 J21370 111813301M..... Call For Availability
	Engine Lid Catch for VW Beetle 53-64 Inner engine lid catch, spring and slider. Suitable for models 53-64. J60587 111827505..... £40.25
	Deck Lid Latch Plate 1965-1966 Fits onto the rear valance of all Beetles from 1965 to 1966. J20948 111827513..... £18.75
	Rear Valance Plugs 2 required per vehicle. Genuine VW. Sold individually. J21738 N0200223..... £2.25
	Engine Lid Rubber Buffer Beetle 1965 on Sets the engine lid to the correct height. J19902 867827500A..... £2.15

	Engine Lid Semi 'W' style for VW Beetle 1964-66 Engine lid - semi 'W' style. Suitable for Beetle 64-66 models. J60584 111827025C..... £115.00
	Engine Lid (No Vents) 1200cc Beetle 1967-79 Suitable for all models (up to 1200cc) 1967-79. J60585 111827025C..... £69.25
	Engine Lid (4 Vents) Beetle 1967-79 Fits all models 1967-79 with 1300-1600cc engines. J60586 111827025D..... £90.00
	Engine Lid Lock Handle 1955 to 1964 Supplied with two keys. J15325 113827517D..... £29.75
	Engine Lid Lock T- Handle 1955-64 OEM Quality Beetle Engine Lid Lock T- Handle J21198 113827517D..... Call For Availability
	Engine Lid Lock (Complete) Chrome (Non Locking) (1965-1971) J16818 113827503E..... £21.75
	Deck Lid Lock with Keys 1965-1971 Chrome finish supplied with two keys J19394 113827503F..... £80.25
	Deck Lid Lock with Keys 1972 on Chrome finish supplied with two keys J19396 113827503H..... £29.25
	Engine lid lock seal 1952-64 Seal for engine lid lock 1952-64 J20949 111827581..... £3.00
	Engine Lid Lock Seal This one-screw fitting version fits Beetles from 1965-71. J16819 111827517B..... £3.20
	Engine Lid Lock Seal Engine Lid Lock Seal - Beetle 1965-70 J21526 111827517A..... £2.25
	Bonnet / Engine Lid Seal 1950 onwards Per metre Sold per metre. Fits all Beetles excludes 1303. J21711 £2.75
	VW Beetle Deck lid Seal (Clip On) Deck lid Seal (Clip On) Sold By Metre (2 Metre Required) J21737 1BM827705..... Call For Availability
	Engine Lid Seal Fits All Models This is the engine lid seal for 1946-98 Beetles. J14851 111827705..... £4.95

**Insure your Beetle with
Just Kampers Insurance**
Go online for a 60
second quote or
call us on
0845 1256 257
justkampersinsurance.com




Product Key: Many items in this catalogue feature abbreviations or icons after the part number. These offer additional information on the product that you will find useful.

ik
Exclusive to Just Kampers


Made in the UK

GENUINE
PARTS & ACCESSORIES
Genuine VW part



Floor Pan & Sills

1 Floor Pan Half (Nearside/Left) 1955 to 1970
2 point set runners.
J14626 111701061M..... **£62.75**

2 Floor Pan Half (Offside/Right) 1955 to 1970
2 point set runners
J14627 111701062..... **£62.75**

1 Best Quality Floor Pan Half Nearside (Left) 1956-1970
Best quality floorpan made from the correct 18 gauge steel.
J21050 111701061M..... **£256.25**

2 Best Quality Floor Pan Half Offside (Right) 1956-1970
Best quality floorpan made from the correct 18 gauge steel.
J21049 112701062K..... **£256.25**

Complete floor pan half right 1971-72

Complete floorpan half with large seat mountings.

J27579 111701062.....

Call For Availability

Complete floor pan half left 1971-72

Complete floorpan half with large seat mountings.

J60512 111701061.....

Call For Availability

Best Quality Floor Pan Half Nearside (Left) 1971-1972

Best quality floorpan made from the correct 18 gauge steel.

J21051 111701061N..... **£365.75**

Best Quality Floor Pan Half Offside (Right) 1971-1972

Best quality floorpan made from the correct 18 gauge steel.

J21052 112701062N..... **£365.75**

Floor Pan Half 3 point runner (Nearside/Left) 1972 on

Supplied with centre seat mount.

J16627 111701061Q..... **£93.75**



Floor Pan Half 3 point runner (Offside/Right) 1972 on
Supplied with centre seat mount.

J16628 111701062Q..... **£93.75**



Rear 1/4 Repair Floor Panel Left / Nearside

Rear 1/4 section of the floor pan as fitted to all Beetles.

J20416 **£86.00**



Floor Pan Rear Repair Section Offside (Right) All Years

Rear 1/4 section of the floor pan as fitted to all Beetles.

J20417 **£86.00**



Floor Pan Rear Repair Section Nearside (Left) All Years.

Rear 1/4 section of the floor pan as fitted to all Beetles.

J20394 **£34.50**



Floor Pan Rear Repair Section Offside (Right) All Years.

Rear 1/4 section of the floor pan as fitted to all Beetles.

J20395 **£34.50**



Battery Tray

Battery tray right hand floor corner fits all Beetles

J14786 111701162..... **£14.25**



Battery Clamp 1967 on

Original Equipment quality battery clamp

J11355 217915329 1..... **£9.00**



Jacking Point & Floor Section 1946 on

Fits either side on all Beetles from 1946 on.

J20396 **£19.50**



Jacking Point Under Heater Channel

Jacking point fits all models left or right hand side

J14785 111701475B..... **£19.25**



Floor Pan Front Repair Section Nearside (Left) All Years.

Front 1/4 section of the floor pan as fitted to all Beetles.

J20392 **£32.00**

Product Key: Many items in this catalogue feature abbreviations or icons after the part number. These offer additional information on the product that you will find useful.



Exclusive to Just Kampers



Made in the UK



Genuine VW part

Floor Pan Front Repair Section Offside (Right) All Years.

Front 1/4 section of the floor pan as fitted to all Beetles.

J20393 £32.00



Floorpan Inspection Cover 1956-1965

German made inspection plate for gear selector rod.

J20705 113701573A £32.50

Inspection Cover Seal 1956-1965

Fits under the floor pan inspection plate.

J20987 113701571 £6.50

5 Frame Head 1966 on

For all ball joint beam front axle cars

J14775 113701037L £89.75

6 Frame Head Bottom Plate 1966 on

For all ball joint beam front axle cars

J14776 £37.00

7 Frame Head Strut Front 1302 & 1303

Fits all 1302 & 1303 strut front Beetles

J14777 113701037 £395.75

8 Frame Head Bottom Plate 1302 & 1303

Fits all 1302 & 1303 strut front Beetles

J14778 113701311.2 £101.00

9 Napoleon Hat All Beetles 1955 on Except 1302 & 1303

For LHD cars can be modified to fit RHD

J18776 113701131 £40.00

10 Central Chassis Support 1960 on

For LHD cars can be modified to fit RHD

J18779 113805451F £50.00

Front Bulkhead / Top Hat

This is the lower section of the bulkhead just by the pedals.

J19181 111805452 £40.00

11 Rear Crossmember (Nearside/Left) All Years

This is the lower rear bulkhead section.

J14817 111801201AD £40.75

12 Rear Crossmember (Offside/Right) All Years

This is the lower rear bulkhead section.

J14818 111801202AD £40.75

Rear Cross Member / Heater Channel Repair (Nearside / Left)

Fits all years

J19183 111801203 £8.00

Rear Cross Member / Heater Channel Repair (Offside / Right)

Fits all years

J19184 111801204 £8.00

Body bolt kit 1946 on

Set of body bolts to suit one side. two sets required.

J20959 111899001 £21.00

Floorpan / Chassis Washer All Years

Sold as singles you will require 18 for a complete car.

J19220 311899131 £2.25

Floorpan / Chassis Bolt All Years

Sold as singles you will require 18 for a complete car.

J19221 111899145 £1.45

Floorpan Gasket All Years & Models

Enough gasket to seal a complete Beetle floor pan.

J18809 113701605 £20.00

Body Pad To Front Axle 1946-1952

Fits between front axle & body mounting points. Sold each

J20960 111899113 £3.00

Body Pad To Front Axle 1952 on

2 required per car. Sold each

J20961 111899115 £3.15

Chassis Boot for Clutch, Throttle & Choke Cable

Fits the rear of floorpan where the cables exit the conduits.

J19475 111701293A £15.25

Rear Body Pad 1949 on

Fits between rear shock mount and body. 2 required, sold each

J20679 111899119B £2.25

Rear Seat Body Pad 1960 on

Between rear cross member & body. 2 required, sold each.

J20680 111899117B £2.25

Body Pad Under Rear Seat 1949-1959

2 required per car. Sold each.

J20962 111899117 £2.40

Rear inspection cover seal 1966 on

This seal is used on the rear inspection plate.

J20999 131701571 £6.50

Heater Channel Rubber Valve 1968 on

These allow moisture to drain. 4 required per car. Sold each.

J21053 111801177 £6.00

Handy Hint

Rustproofing your VW

WAXOYL...rust proofing system

Kills old rust and prevents new rust. A thick waxy fluid, saturated with a powerful rust killer that stays active indefinitely. WAXOYL can be used on the chassis, inside door panels, under wheel arches, in the engine compartment and underneath



the vehicle. JK no. J11333

Hammerite underseal

this is designed not to go hard and crack. It is the ideal finish for the underside of your vehicle after you have finished any welding. JK no. J11332



Seam Sealer

This comes in tubes that you can use with a grouting gun. you should seam seal all welding joints that are exposed to moisture.

Handy Hint

Stop the rust coming back

Once you have finished welding the following simple steps can help keep the rust out.

1) If you have replaced a panel like the rear side panel, you have a long welded edge, but are unable to get to the inside to seam seal it.

So using finely chopped fibre glass fill along the outside edge squeezing as much as possible into the joint. This will help to stop moisture getting in from the back and rusting the panel out. Sand back the fibre glass filler on the outside and fill as normal.

2) Where ever possible use seam sealer to make sure the damp can not get back in. Seam sealer is available in tubes (that you use in a grouting gun) from most car paint shops etc. It is also available in tins, so that you can brush it on.

3) Panels come in a protective primer. It is advisable to remove this primer before you fill and paint. On the inside it needs to be either sprayed with a waxoyl (or similar) covering which will stop rust starting and dispels water, or it should be painted in a water tight paint or under sealed.

4) Avoid cheap under seal. It goes hard with time, cracks and allows water to be trapped between the under seal and the metal. Use flexible products such as Waxoyl under seal or Hammerite paints.

5) Make sure you clean mud from under the vehicle regularly (a pressure washer at your

local petrol station, is great for this) touch up any stone chips and scratches as soon as possible. Make sure rubber seals are still supple and do not leak.



- 1 Heater Channel Repair (Nearside / Left)**
This is the upper section between the A and B pillar.
J14787 113801045A..... **£26.75**
- 2 Heater Channel Repair (Offside / Right)**
This is the upper section between the A and B pillar.
J14788 113801046A..... **£26.75**
- 3 Heater Channel (Nearside/Left) 1946 to 1968**
Complete heater channel for all early Beetles
J14795 111801045D..... **£99.50**
- 4 Heater Channel (Offside/Right) 1946 to 1968**
Complete heater channel for all early Beetles
J14796 111801046D..... **£99.50**
- Beetle 53-57 Right Heater Channel**
Beetle 53-57 Right Heater Channel - No outlets
J21692 111801046A..... **Call For Availability**
- 5 Heater Channel (Nearside/Left) 1968 on**
All models except 1302 & 1303
J14797 111801045L..... **£94.00**
- 6 Heater Channel (Offside/Right) 1968 on**
All models except 1302 & 1303
J14798 111801046L..... **£94.00**
- 7 Heater Channel (Nearside/Left) 1302 & 1303**
For all strut front Beetles
J14799 111801045L..... **£94.00**
- 8 Heater Channel (Offside/Right) 1302 & 1303**
For all strut front Beetles
J14800 111801046L..... **£94.00**
- 9 Heater Channel Base (Nearside/Left)**
All models except 1302 & 1303
J14801 111801171D..... **£31.75**
- 10 Heater Channel Base (Offside/Right)**
All models except 1302 & 1303
J14802 111801172D..... **£31.75**
- 11 Heater Channel (Bottom, Left Hand) Cabrio 1968 on**
Fits all convertibles including 1302 & 1303
J14803 151801131D..... **£141.75**

- Heater Channel (Bottom, Right Hand) Cabrio 1968 on**
Fits all convertibles including 1302 & 1303
J14804 151801132D..... **£141.75**
- 12 Front Heater Channel Repair (Nearside/Left)**
All models except 1302 and 1303
J14805..... **£44.25**
- 13 Front Heater Channel Repair (Offside/Right) 1968 on**
All models except 1302 and 1303
J14806..... **£44.25**
- 14 Front Heater Channel Repair (Nearside/Left) 1302 & 1303**
For all strut front Beetles
J14807..... **£53.25**
- 15 Front Heater Channel Repair (Offside/Right) 1302 & 1303**
For all strut front Beetles
J14808..... **£53.25**
- Heater Channel Repair Panel (Nearside / Left)**
Upper outer edge of the channel with running board bolts.
J19176 113807171..... **£15.00**
- Heater Channel Repair Panel (Offside / Right)**
Upper outer edge of the channel with running board bolts.
J19177 113807172..... **£15.00**
- Heater Channel Bottom Repair Panel (Nearside Left)**
Will require welding the body to the floor pan.
J19194 113801171..... **£15.00**
- Heater Channel Bottom Repair Panel (Offside Right)**
Will require welding the body to the floor pan.
J19196 113801172..... **£15.00**
- Heater Air Hose 1955 on 32 x 700mm**
This is the 32mm hose from the heater channel to the screen
J19483 113819723A..... **£10.00**
- Running Board (Nearside/Left)**
Supplied with fitting kit. Does not include outer trim.
J14569 113821503..... **£49.75**
- Running Board (Right Hand/Offside)**
Supplied with fitting kit. Does not include outer trim.
J14581 113821504..... **£49.75**
- Running Board Left 1953-66 Wide Trim**
With wide chrome trim. 1953-66
J21315 113898503..... **Call For Availability**
- Running Board Right 1953-66 Wide Trim**
With wide chrome trim. 1953-66
J21316 113898504..... **Call For Availability**
- Running Board Green Mat - Right - All Years**
Beetle Running Board Green Mats - Right - All Years
J21119 111821532AT..... **Call For Availability**

Tools & Welding

- Non-Structural Seam Sealer (310ml)**
Formulated to flex with the vehicle.
J11330..... **£10.00**
- Franklin Hand Wire Brush**
For removing dirt and rust from chassis parts & body panels
J19034..... **£2.50**
- Spotweld Drill (8mm)**
High speed, cobalt steel, spotweld drill (8mm)
J11399..... **£9.75**
- Franklin 21pce Punch & Chisel Set**
Drop forged, chrome vanadium steel, hardened and tempered.
J19035..... **Call For Availability**
- Steel Cutting Discs**
A pack of 25 115 x 22.2 x 1.00 mm thin cutting discs.
J19276..... **Call For Availability**



Welding Gauntlets (Large)

Protect your hands with these fully lined leather gauntlets

J19284

Call For Availability



MIG welding gas refill (for thin steel sections)

9 litre cylinder (collection only)

J19236



£45.50



MIG welding gas refill (chassis & general fabrication)

9 litre cylinder (collection only)

J19237



£43.00



TIG welding Argon refill (for aluminium & stainless steel)

9 litre cylinder (collection only)

J19238



£52.50



Oxygen gas refill (cutting, welding, brazing & soldering)

9 litre cylinder (collection only)

J19239



£36.00



Hobbyweld Mix 5 Gas Cylinder Fill & Bottle Deposit Kit

(collection only)

J19240

Call For Availability



Hobbyweld Mix 15 Gas Cylinder Fill & Bottle Deposit Kit

(collection only)

J19241

Call For Availability



Hobbyweld Argon Fill & Bottle Deposit Kit

(collection only)

J19242

Call For Availability



Hobbyweld Oxygen Fill & Bottle Deposit Kit

(collection only)

J19243

Call For Availability



Hobbyweld acetylene cylinder refill

5 litre cylinder (collection only)

J20114



£78.50

Front Bumpers & Fittings



16 Top quality front blade bumper 1946-73

Fits all Beetles up to 1967 and late model 1200cc Models.

J14487

113707111A

£95.75



16 Alternative quality front blade bumper 1946-73

Fits all Beetles up to 1967 and late model 1200cc Models.

J14487A

113707111A

Call For Availability



VW Beetle 1947-52 Steel Grooved Bumper OverRider

Sold individually (4 required per car).

J21359

113707155

£212.25



17 Best Quality Chrome Front Bumper 1953-1967

Very good quality American spec bumper with Towel rails.

J19372

£277.00



18 US Spec Front Towel Rail for VW Beetle

Brand new front towel rail bar for US-spec bumpers.

J60993

113707177

£69.50



19 Beetle Overider Front Or Rear Up To July 1967

Beetle Overider Front Or Rear Up To July 1967

J21438

113707135A

£14.00



20 Quality Chrome Beetle Front Bumper 1967-1974

Quality square European front bumper

J19585

113707103D

Call For Availability



20 Chrome Front Bumper 1968 to 1974

Europa style front bumper.

J14514

113707103D

£119.75



21 Chrome Front Bumper 1974 on

Europa style bumper with indicator slot.

J14515

111807107A

£119.75



21 Chrome Front Bumper 1974 on

Europa style bumper with indicator slot.

J14515A

111807107A

Call For Availability



21 Chrome Front Bumper for VW Mexican Beetle

With slots for indicators 1990-2004.

J62061

1BM807107B

Call For Availability



Primed Front Bumper for Mexican Beetle

With slots for indicators 1990-2004.

J62062

1BM807111A

£186.50



Overrider Seal for Beetle Europa Overriders 1968-74

Also fits 1956-71 Karmann Ghia Bumper Overriders.

J21118

141707241A

£9.00



Europa Bumper Rubber Strip for Beetle 1968-74

For 1968-74 Europa bumpers. Genuine VW.

J60996

113707201B401

£58.25



Europa Bumper Rubber Strip 1974-79

For 1974-79 Europa bumpers. Genuine VW.

J61012

113807221B

£62.50



Europa Bumper Rubber Strip 1974-79

For 1974-79 Europa bumpers. Genuine VW.

J61013

113807225B

£28.25



T bars For Beetle 1946 to 1967

Sold as a pair, fits front or rear.

J18156

£55.75

Stainless Steel Front Blade Bumper 1953 to 1967 1200 to 73

Made from Stainless steel to eliminate rusting problems

J15331

£270.50

Stainless Steel Overrider pre 1967 and 1200 pre 1973

Excellent quality stainless steel overriders sold as singles.

J19371

£39.75



Product Key: Many items in this catalogue feature abbreviations or icons after the part number. These offer additional information on the product that you will find useful.




Exclusive to Just Kampers



Made in the UK

GENUINE
PARTS & ACCESSORIES

Genuine VW part



Bumper Bar Spacers

Beetle Blade Bumper Bar Spacer >67 (1200cc >73)

J21379 111707121..... **£6.00**

1 Front Bumper Iron 1946 to 1967

Fits either side.

J14499 111707135A..... **£9.75**

Front Bumper Iron (Nearside/Left) 1967 to 1974

Fits all Europa bumpers.

J14498 111707133..... **£21.75**

2 Front Bumper Iron (Offside/ Right) 1302 & 1303 1970 to 1974

Fits Europa style (square profile) bumpers

J14495 111707134..... **£21.75**

3 Bumper Iron (Front or Rear) 1974 on

Fits all models excluding 1200cc

J14494 111807115..... **£12.75**

4 Bumper Iron To Body Seal 1946 to 1967 1200cc to 1973

Fits front or rear blade style bumper irons

J14512 111707197A 01C..... **£1.20**

5 Bumper Iron To Body Seal Front Or Rear 1968 to 1974

Sold as singles.

J14559 111707197B..... **£2.75**

5 Front Bumper Iron to Body Seal 1969-74

Fits Beetles Aug 1969-74, 1302/03 1971-74 & Ghia rear 1972-74

J21279 111707193..... **£5.00**

6 Bumper Iron To Body Seal 1974 on

Fits all models front & rear excluding 1302 & 1303

J14513 135807197..... **£9.25**

Beetle US Spec Blade Bumper Over rider Support Tube Seal

Beetle US Spec Blade Bumper Over rider Support Tube Seal

J21319 111707199A..... **£1.95**

7 Chrome Headed Bumper Bolt

Sold Individually

J12963 113707191C..... **£3.65**

30mm chrome-headed bumper bolt

Front Aug 1950 to July 1972, Rear Aug 1950 to May 1979

J21325 113707191B..... **£3.50**

Black Bumper Bolt for Mexican VW Beetles

Black bumper fixing bolt. Genuine VW. Sold individually.

J62060 1BM707191..... **£3.65**

Number Plate Mounts (Pair)

Original style mounting clamps for the front number plate

J19397 111707999..... **£20.25**

Beetle & Golf mk1 Bumper Rubber Clip 1974-79

Secures rubber finishing strips. Genuine VW.

J21472 171807249A..... **£0.30**

Rear Bumpers & Fittings

Beetle Rear Grooved Blade Bumper in Primer 47-52

Beetle Rear Grooved Blade Bumper in Primer 47-52

J21257 111707311..... **£288.00**

VW Beetle 1947-52 Steel Grooved Bumper OverRider

Sold individually (4 required per car).

J21359 113707155..... **£212.25**

8 Top quality rear blade bumper

Fits all Beetles up to 1967 and late 1200cc models.

J14590 113707311A..... **£95.75**

9 Chrome Rear Bumper USA SPEC 1952-1967

Very good quality American spec bumper with Towel rails.

J19374..... **£264.00**

10 Top quality US Spec Bumper Rear Towel Rail

Left hand, nearside rear towel rail over-rider bar.

J60999 113707385..... **£180.00**

11 Beetle Overider Front Or Rear Up To July 1967

Beetle Overider Front Or Rear Up To July 1967

J21438 113707135A..... **£14.00**

12 Chrome Rear Bumper 1967 on

Europa style bumper fits all models excluding 1200cc

J14492 111807307..... **£215.75**

Call For Availability

13 Best Quality Chrome Rear Bumper 1968 on

Europa style bumper fits all models excluding 1200cc

J14493 113707303B..... **£215.75**

13 Quality Chrome Rear Bumper 1967-1974

European style good quality chrome rear bumper.

J19375 113707303B..... **£215.75**

Call For Availability

Overrider Seal for Beetle Europa Overriders 1968-74

Also fits 1956-71 Karmann Ghia Bumper Overriders.

J21118 141707241A..... **£9.00**

Rear Blade Bumper Stainless Steel 1953-1967 and 1200


This is an excellent quality bumper that won't rust.

J19370..... **£244.50**

Stainless Steel Overrider pre 1967 and 1200 pre 1973

Excellent quality stainless steel overriders sold as singles.

J19371..... **£39.75**



Handy Hint

Looking after your chrome




















To prolong the longevity of chrome (especially non genuine chrome), keep it regularly cleaned and lightly grease the inside of hubcaps.



	Beetle >74 Rear Europa Bumper Bump Strip Beetle >74 Rear Europa Bumper Moulding Bump Strip J21455 113707401A.....	£26.25
	Europa Bumper Rubber Strip for Beetle 1968-74 For 1968-74 Europa bumpers. Genuine VW. J60996 113707201B401.....	£58.25
	Europa Bumper Rubber Strip 1974-79 For 1974-79 Europa bumpers. Genuine VW. Rear piece. J61014 113807425B.....	£55.75
	T bars For Beetle 1946 to 1967 Sold as a pair, fits front or rear. J18156	£55.75
	Baja Rear Bumper J21210	£71.75
	Bumper Bar Spacers Beetle Blade Bumper Bar Spacer >67 (1200cc >73) J21379 111707121.....	£6.00
	14 Rear Bumper Iron 1946 to 1967 Fits either side J19350 111707335BR.....	£14.00
	Rear Bumper Iron (Nearside/Left) 1968 to 1974 Fits all models with Europa bumpers. J14488 113707333A.....	£21.75
	15 Rear Bumper Iron (Offside/Right) 1968 to 1974 Fits all models with Europa bumpers. J14490 113707334A.....	£21.75
	3 Bumper Iron (Front or Rear) 1974 on Fits all models excluding 1200cc J14494 111807115.....	£12.75
	4 Bumper Iron To Body Seal 1946 to 1967 1200cc to 1973 Fits front or rear blade style bumper irons J14512 111707197A 01C.....	£1.20
	5 Bumper Iron To Body Seal Front Or Rear 1968 to 1974 Sold as singles. J14559 111707197B.....	£2.75
	6 Bumper Iron To Body Seal 1974 on Fits all models front & rear excluding 1302 & 1303 J14513 135807197.....	£9.25
	Beetle USA Shock Bumper Iron Seal Beetle USA Rear Shock Bumper Iron Seal J21544 133807397.....	£16.00
	7 Chrome Headed Bumper Bolt Sold Individually J12963 113707191C.....	£3.65
	30mm chrome-headed bumper bolt Front Aug 1950 to July 1972, Rear Aug 1950 to May 1979 J21325 113707191B.....	£3.50
	Black Bumper Bolt for Mexican VW Beetles Black bumper fixing bolt. Genuine VW. Sold individually. J62060 1BM707191.....	£3.65
	Number Plate Mounts (Pair) Original style mounting clamps for the front number plate J19397 111707999.....	£20.25
	Beetle & Golf mk1 Bumper Rubber Clip 1974-79 Secures rubber finishing strips. Genuine VW. J21472 171807249A.....	£0.30

Call For Availability

Window Seals

	5 piece window seal kit 1946-1953 Fits all standard Beetles 1946-53 and Deluxe Beetles up to 1951 J20908 111845001.....	£112.00
	5 piece Deluxe Window Seal Kit 1952-1953 Set of 5 seals with deluxe chrome trims to suit. J20914 113845000.....	£218.50
	4 piece Deluxe Window Seal Kit 1953-1957 Set of 4 seals with deluxe chrome trims to suit. J20915 113845001.....	£192.50
	4 piece Deluxe Window Seal Kit 1958-1964 Set of 4 seals with deluxe chrome trims to suit. J20916 113845002.....	£190.50
	4 piece Deluxe Window Seal Kit 1965-1971 Set of 4 seals with deluxe chrome trims to suit. J20917 113845003.....	£190.50
	Cal. Look Window Rubber Kit 1965 to 1971 2 rear side seals and a front and rear screen seal J18028 111898121J.....	£38.75
	Cal. Look Window Rubber Kit 1970 on Four piece Cal look trim less rubber set. J16831 113898121J.....	£35.25
	4 piece Deluxe Window Seal Kit 1971 on plus 1302 1971-1972 Set of 4 seals with deluxe chrome trims to suit. J20918 113845004.....	£190.50
	4 piece deluxe window seal kit 1303 Beetle 1973-1977 Set of 4 seals with deluxe chrome trims to suit. J20925 133845005.....	£200.00
	Front Screen Seal 1946-1957 Plain seal with no molding for chrome trim. J20909 111845121.....	£29.00
	Deluxe Front Screen Seal 1952-1957 With groove for deluxe chrome trim. Fits all Oval Beetles. J20838 113845121A.....	£34.50
	Windscreen Seal (no groove) for Beetle 1953-57 For oval window Beetles without chrome trim. J60640 111845121A.....	Call For Availability
	Front Windscreen Seal (with groove) Cabrio 1952-57 Cabrio Windscreen seal with groove for chrome trim. J61846 153845121.....	Call For Availability
	Cabrio Windscreen Seal - no groove 1949-52 Cabrio Windscreen seal with no groove for chrome trim. 1949-52. J21599 151845121.....	£30.00
	Windscreen Seal Plain 1958-1964 Plain seal with no moulding for chrome trim. J21133	£48.25
	Deluxe Front Screen Seal Beetle 1958-1964 With groove for trim. Fits 1958-64 Beetles & pre 1957 cabrio. J20836 113845121B.....	£50.00
	Front Windscreen Seal (with groove) Cabrio 1958-64 With groove for chrome trim. Genuine VW. J61847 153845121A.....	£53.00
	Cal look windscreen seal, Cal look 1958-64 Plain seal with no molding for a chrome trim. J21586 111845121B.....	Call For Availability
	Cal look windscreen seal 1965 On Plain with no molding for a chrome trim. J21134 111845121L.....	£30.00

Product Key: Many items in this catalogue feature abbreviations or icons after the part number. These offer additional information on the product that you will find useful.



Exclusive to Just Kampers

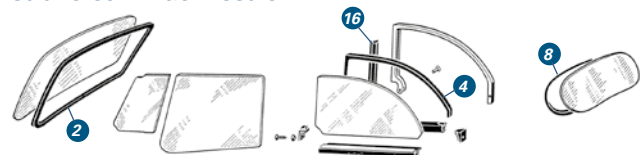


Made in the UK

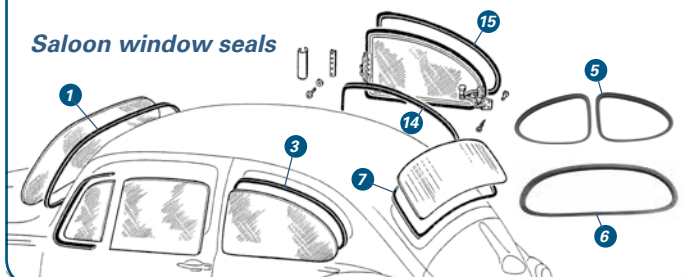
GENUINE
PARTS & ACCESSORIES

Genuine VW part

Cabriolet window seals




Saloon window seals



- 1 Delux Windscreen Seal 1965 on**
Has groove for trim
J14748 111845121E..... **£30.75**
- 1 Front Screen Seal 1303 Beetle 1973 on**
Fits all 1303 Beetles from 1973 on excluding Cabrios.
J20835 133845121A..... **£34.50**
- 1 Front Screen Seal VW 1303 Beetle 1973 on**
Plain seal (no trim groove). excludes cabriolet models.
J29397 131845121C..... **£33.50**
- 1 Windscreen Seal (with groove) 1303**
1303 Saloon Models only (not Cabrios!).
J61584 135845121..... **Call For Availability**
- 1 Windscreen Seal (without groove) 1303**
1303 Saloon Models only (not Cabrios!).
J61585 135845121C..... **Call For Availability**
- 2 Front Windscreen Seal (no groove) Cabrio 1965-72**
Fits 1965-72 models including 1302 Cabrios.
J61849 151845121B..... **£33.50**
- 2 Windscreen Seal (with groove) Cabrio 1964-1972**
Genuine VW with deluxe trim groove. Also fits 1302 Cabrios.
J21673 153845121B..... **Call For Availability**
- 2 Windscreen Seal (with groove) 1303 Cabrio**
Genuine VW. All 1303 cabriolets 1972-79.
J61850 153845121F..... **£53.00**
- 2 Windscreen Seal (no groove) 1303 Cabrio 1972-79**
Cal look style for 1303 cabrios 1972-79.
J61851 151845121FC..... **£41.00**
- 3 Left Side Window Seal (no groove) 1943-52**
Side window seal, no groove. Beetles 1943-52.
J60649 111845321..... **Call For Availability**
- 3 Beetle Side Window Seal Left (No Groove) 1952-1964**
Nearside window seal, no groove, for 1952-1964
J20910 111845321A..... **£17.25**
- 3 Deluxe Left Side Window Seal 1952-1964**
With groove for deluxe chrome trim.
J20919 113845321..... **£24.00**
- Deluxe Right Side Window Seal VW Beetle 1952-1964**
Deluxe Right Side Window Seal VW Beetle 1952-1964
J21580 113845322..... **£24.00**
- Beetle OffSide Window Seal Right (No Groove) 1952-1964**
Side window seal for Beetles, with no chrome trim. Years 52-64.
J21584 111845322A..... **£24.00**
- Deluxe Side Window Seal offside 1958-64**
With groove for deluxe chrome trim.
J20839 113845321B..... **£24.00**

- 3 Side Window Seal, No Groove, Left, VW Beetle 1965 On**
Left Side Window Seal, No Groove for Beetle 1965 On
J21137 111845321B..... **£23.00**
- Side Window Seal, No Groove, Right, Beetle 1965 On**
Right Side Window Seal, No Groove for VW Beetle 1965 On
J21139 111845322B..... **£23.00**
- 3 Side Window Seal, With Groove for Metal moulding 1965 On**
Left Side Window Seal, With Groove for Metal moulding.
J21142 113845321A..... **£30.00**
- Side Window Seal, With Groove for Metal moulding, 1965 On**
Side Window Seal, With Groove for Metal moulding.
J21143 113845322A..... **£30.00**
- 3 Rear Quarter Window Seal (NearSide/Left) 1965 on**
Rear side window seal, no groove for trim.
J14752 111845321F..... **£23.75**
- Rear Quarter Window Seal (Offside/Right) 1964 on**
Rear side window seal, no groove for trim.
J14753 113845322F..... **£23.75**
- 3 Beetle Side Window Seal Left (No Groove) for VW Beetle 1965-79**
Nearside window seal, no groove, for 1965-79
J21464 111845321B..... **£23.00**
- 4 Rear Side Glass to Frame Seal Beetle Cabrio 1952-79**
Seals between glass & chrome frame in rear side window.
J61852 151845321A..... **Call For Availability**
- 5 Pair of rear split window seals (no groove) 1943-52**
With correct small profile. Beetles 1943-52.
J60658 111845521..... **£77.00**
- 5 Split window rear window seals 1952-1953**
Rear window seals for Beetles from 1952 to 1953.
J20920 113845521..... **£46.50**
- 6 Oval rear window seal (no groove) 1953-57**
Rear window seal for Oval Beetle, no groove. 1953-57
J60659 111845521A..... **Call For Availability**
- 6 Rear Screen Seal, No Groove, Oval Beetle**
Oval Beetle Rear Screen Seal
J21146 111845521B..... **£43.25**
- 6 Deluxe Rear Window Seal 1953-1957**
With groove for deluxe chrome trim. Fits all Oval Window models
J20834 113845521A..... **£34.50**
- 7 Rear Screen Seal, Cal Look, No Groove, Beetle 1958 - 1964**
Rear Screen Seal, Cal Look, No Groove, Beetle 1958 - 1964
J21148 111845521C..... **£38.50**
- 7 Deluxe Rear Screen Seal 1958-1964**
With groove for deluxe chrome trim.
J20840 113845521B..... **£34.50**
- 7 Deluxe Rear Screen Seal 1965-1971**
With groove for deluxe chrome trim. Also fits 1302 models.
J20841 113845521D..... **£34.50**
- 7 Cal look rear screen seal (no groove) 1965-71**
Plain "Cal Look" rubber. Fits Beetles from 1965 to 1971
J21150 111845521D..... **£38.50**
- 7 Deluxe Rear Screen Seal With Groove For Moulding 1965-1971**
Best quality deluxe rear screen seal 1965 to 1971.
J21154 113845521G..... **£40.00**
- 7 Deluxe Rear Window Seal 1964 to 1971**
With trim groove
J14746 113845521J..... **£19.50**
- 7 Deluxe Rear Window Seal 1971 on**
Plain non trim seal.
J14747 111845521K..... **£29.75**
- 7 Deluxe Rear Screen Seal 1971 on**
Deluxe rear screen seal for 1971-98 and 1303 models.
J14751 113845521K..... **£24.75**

Chrome window trim



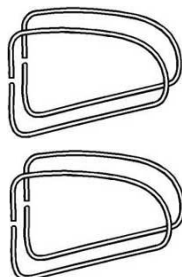
- 8 Rear Window Seal (with groove) Beetle Cabrio 1953-57**
Cabrio Rear window seal with groove for chrome trim.
J61854 153845521A..... **Call For Availability**
- 8 Cabrio Deluxe Rear Window Seal 1957-62**
With groove for chrome trim. Beetle Cabrios from 1957-62.
J21590 153845521B..... **£42.00**
- 8 Rear Window Seal (with groove) Beetle Cabrio 1963-74**
Cabrio rear seal with groove for chrome trim. Genuine VW.
J61856 153845521D..... **£38.50**
- 8 Cabrio Cal Look Rear Window Seal 1963-74**
Rear window seal with no groove for chrome trim. 1963-74
J21591 151845521D..... **£38.75**
- 8 Rear Window Seal (no groove) Beetle Cabrio 1974-79**
Cabrio rear seal, but with no groove for trim. Genuine VW.
J61857 151845521E..... **£41.00**
- 9 2 piece deluxe front window trim 1952-1957**
Requires two securing clips J20935
J20847 113853305A..... **£34.00**
- 9 2 piece deluxe front window trim 1958-1964**
Requires two securing clips J20935
J20845 113853305D..... **£31.00**
- 9 2 piece deluxe front window trim 1965 on**
Requires two securing clips J20935
J20846 113853305E..... **£35.50**
- 9 2 piece deluxe front window trim 1303 Beetle 1973-1977**
Requires two securing clips J20935.
J20926 133853305..... **£30.50**
- 9 2 piece chrome windscreen seal trim**
For Beetle Cabrio 1965-72
J61860 1518533056C..... **Call For Availability**
- 9 2 piece chrome windscreen seal trim**
For Beetle Cabrio 1963-74
J61861 151853355C..... **Call For Availability**
- 10 Aluminium Window Trim Split Window 1952-1953**
Requires two J20935 trim joining clips.
J20922 113853355..... **Call For Availability**

Pair Deluxe Side Window Trims 1952-1964

Requires two securing clips J20935
J20850..... **£28.75**

Pair Deluxe Side Window Trims 1965 on

Requires two securing clips J20935
J20849..... **£26.50**



11 Deluxe Rear Window Trim 1952-1957

Requires securing clip J20935

J20848 113853355A..... **£19.25**

12 2 piece deluxe rear window trim 1958-1964

Requires two securing clips J20935

J20851 113853355C..... **£32.00**

12 2 piece deluxe rear window trim 1965-1971

Requires two securing clips J20935

J20852 113853355D..... **£32.50**

12 2 piece deluxe rear window trim 1971 on

Requires two securing clips J20935

J20853 113853355F..... **£29.25**

Plastic Chrome Insert Trim (1 metre) 1972 onwards

Genuine VW.

J61076 113853355F..... **£3.75**

13 Chromed Insert Trim Connecting Clip for VW Beetle

Chromed Insert Trim Connecting Clip.

J21468 113853309F..... **£2.90**

13 Window rubber deluxe trim clip

Secures deluxe trim.

J20935 315853309..... **£1.20**

14 Edge Protector for Pop Out Windows, Beetle 1953 - 1977

Edge Protector for Pop Out Windows, Beetle 1953 - 1977

J21160 113847131B..... **£14.00**

15 Beetle Pop Out Outer frame Seals 52-64 Pair

Beetle Pop Out Outer frame Seals 52-64 Pair

J21191 113847135..... **£17.50**

15 Rear Pop-Out Seal 1965-79

Rear side pop-out seal for pop-out frame. Genuine VW.

J61066 113847135A..... **£12.00**

15 Pop Out Seals (White) Beetle 1953 on

Pair of white pinch welt seals for pop out rear windows.

J21478 113847131BWH..... **£28.00**

16 Beetle Cabrio Side Window Divison Seal 65-79

Beetle Cabrio Side Window Divison Seal. Years 65-79

J21197 151847341A..... **£15.75**

Seals, Side window to top frame Beetle Cabriolet 58-64

Seals, Side window to top frame Beetle Cabriolet 58-64

J29345 151898353a..... **£23.00**

Seals Side Top Frame Left and Right 65-67 Beetle

Seals Side Top Frame Left and Right 65-67 Beetle

J29352 151898357c..... **£68.50**

Seals Windshield to Post 65-79 beetle

Seals Windshield to Post 65-79 beetle

J29357 151871353B..... **Call For Availability**

Pair of pop-put glass to frame seals

Seals between the glass and the frame of the rear pop-outs.

J61064..... **£24.00**

Pop-Out Catch Seals 1965-79

Set of seals for the pop-out catch to glass.

J61068..... **£13.25**



Product Key: Many items in this catalogue feature abbreviations or icons after the part number. These offer additional information on the product that you will find useful.



Exclusive to Just Kampers



Made in the UK

GENUINE
PARTS & ACCESSORIES

Genuine VW part

Bundle Deal

Heated Windscreen Kit Collection only 1968 on

Heated screen bundle kit

J15327

**Bundle Kit
Price £206.57**



**SAVE
10%**

Glass

- 1 **Front Windscreen (Heated) - Collection only**
1958-64 on Does not fit cabrio models.
J21366 111845101BH £270.00
- 1 **Front Windscreen (Heated) - Collection only 1964 on**
Laminated, heated E-marked windscreen for 12 volt electrics.
J15055 111845101D HEAT £225.50
- 1 **Front Windscreen 1952-57**
Laminated clear glass. Collection only
J60635 111845101B [Call For Availability](#)
- 1 **Windscreen Glass 1965-79**
1965-79 model flat-screen (not 1303) Beetles.
J60637 111845101D [Call For Availability](#)
- 1 **Front Windscreen Glass for VW Beetle 1303**
Front windscreen glass for 1303 models (not cabrios).
J61557 133845101 £98.75
- 2 **Beetle Front Windscreen 1965 - 72 cabrio**
Beetle Front Windscreen (Collection only) 1965 - 72 cabrio
J21367 151845101F £215.75
- 2 **1303 Cabrio Front Windscreen**
Cabrio laminated glass for 1303 cabrio models only.
J61845 151845101K £200.00

Staff and their cars



Luke

Warehouse & Dispatch
1974' Special Edition' Beetle

K

Q&A

Spec.

1974 1200cc Beetle, lowered with Formula Vee bonnet bra, graphics & rear window louvres.

Years Owned?

4 years.


Other VW's Owned?

1971 T2 Bay & a 1968 Beetle restoration project.

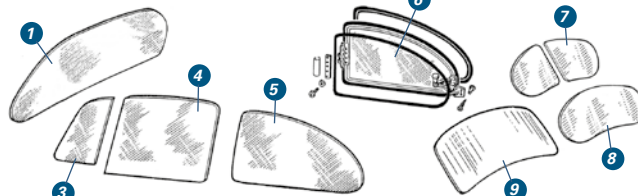
Any Future Plans?

Just to replace the calipers & get a new set of tyres!

Cabriolet glass



Saloon glass



- 3 **Pop-out Hinge for 1953-79**
Pop-out window hinge. Fits either sided.
J61061 113847125A [Call For Availability](#)
- 3 **Hinge Cover for Rear Pop-Outs 1953-79**
Fits either side. Supplied in a white finish.
J61062 113847129B £15.50
- 4 **Pop-Out Hinge Screw**
Pop-out hinge screw to the pop-out and bodywork. All years.
J64607 N0141228 £0.90
- 4 **Screw for Pop Out Hinge Cover**
Small screw for securing the plastic pop-out hinge covers.
J64611 N0142601 £2.55
- 5 **Pop Out Window Hinge Cover 1953 on**
Chrome plated. Fits either side from 1953 onwards. Sold each
J20775 113847129CR [Call For Availability](#)
- 5 **Pop Out Window Hinge 1946 on**
These pop out window hinges fit either side. Sold each
J20776 113847125A £9.50
- 6 **Pop Out Window Screw Set 1953 on**
All screws required for mounting a pair of side windows.
J20777 N141221 £4.80
- 6 **Pop Out Window Hinge Cover 1953 on**
Fits either side. Supplied in a black finish. Sold each
J20872 113847129 £10.00
- Pop Out Window Screw Plate 1953 on**
Retains the rear Pop Out windows. Fits either side. Sold each
J20873 113847139 £7.00
- Pop Out Window Catch Offside (Right) 1955-1964**
Fits the offside rear opening quarter window. 1955 to 1964.
J21452 113847082 £49.50
- Split Rear Window Glass pre 1953**
2 required per car. Sold each.
J60652 111845501A £120.00
- Rear Oval Window Glass for VW Beetle 53-57**
Rear window glass for Beetles 53-57 (Oval rear window).
J60653 111845501B £78.50
- Rear Window Glass 1958-64**
Rear window glass for Beetles 1958-64.
J60654 111845501F £49.50
- Heated Rear Window Glass 1958-64**
Works on 6v or 12v cars. Requires relay, fuse and loom.
J60655 111845501G £79.50
- Heated Rear Window Glass for VW Beetle 1965-71**
Heated Rear window glass for Beetles 65-71. Available in Clear
J60656 111845501K £79.50
- Heated Rear Window Glass for VW Beetle 72-79**
Heated Rear window glass for Beetles 1972-79
J60657 111845501N £107.50

Shop online at justkampers.com

Heated Rear Window Glass Beetle Cabrio 1974-79

Original style 12v heated glass with embedded heating elements

J61853 151845501G.....

Call For Availability

Rubber Boot for Heated Rear Window Cable

Rubber Boot for Heated Rear Window Cable

J21578 113971919.....

Call For Availability

Window Tint Film (Grey/Black 20%)

76cm x 400cm

J14461

Call For Availability

Mirrors


Oval Door Mirror Offside (Right) 1946 to 1967

Supplied with fittings but not the hinge pin.

J19400

£24.00


Round Door Mirror Offside (Right) 1946 to 1967

Supplied with fittings but not the hinge pin.

J19401

Call For Availability


Oval Door Mirror Nearside (Left) 1946 to 1967

Supplied with fittings but not the hinge pin.

J19402

£24.00


Round Mirror Nearside (Left) 1946 to 1967

Supplied with fittings but not the hinge pin.

J19403

£52.25


Swan Neck Mirrors 1946 to 1967

Trimming of the original chrome moulding is required.

J19404

Call For Availability


Door Mirror (Nearside/Left) 1967 on

Supplied with the fixings.

J14610 113857513D.....

£21.75


Door Mirror (Offside/Right) 1967 on

Supplied with the fixings.

J14612 113857514D.....

£21.75


Door Mirror (Left) Short Arm 1967-98

Door mirror for right hand drive 1967-98

J20112

£49.75


Door Mirror (Right) Short Arm 1967-98

Door mirror for right hand drive 1967-98

J20113

£49.75

Beetle Cabrio 68 on O/S Right Mirror Stainless Steel

Beetle Cabrio 68 on N/S LH Mirror Stainless Steel

J21283 151857502.....

£80.00


Beetle Cabrio 68 on N/S LH Mirror Stainless Steel

Beetle Cabrio 68 on N/S LH Mirror Stainless Steel

J21378 151857501D.....

£80.00


Interior Mirror Beetle and Ghia Cabrio 1968-79

Fits both Beetle and Karmann Ghia Cabrios 1968-79.

J61901 151947131B.....

£120.50


Interior Light Lens Beetle & Ghia Cabriolet 1968-79

Fits into the rear view mirror. 1968-79

J21284 151947111C.....

£26.25

12" Universal Surf Board Interior Mirror

Glue is included to glue to the windscreen.

J64459 AC857506.....

Call For Availability


Chromed Rectangular Clip-On Mirror

Period style Clip-On Mirror

J21344

Call For Availability


Mirror Inner Fixing Sleeve 1952-67

These retain the mirror arm to the hinge pin. Sold each.

J21225 111857519.....

£4.75

FREE Delivery
on all orders over £35*

No oversize
delivery charges
No oversize charges on large items*
1 hour courier delivery slot
Super fast delivery with our couriers
sending you a text message with a 1
hour deliver slot**

*Mainland UK only

**Valid mobile phone number must be provided


Beetle 1968-1979 Mirror Seal Base To Door

Beetle 1968-79 Mirror Seal Base To Door

J21238 111857543.....

£3.00


Beetle Hinge Pin and Mirror Standard thread 8mm

Beetle Hinge Pin and Mirror Std. Thread 8mm

J21244

£8.50


Door Mirror Adaptor Mounting Kit 1968 onwards

Allows you to fit a mirror mount if there isn't one fitted.

J21501 113857535.....

Call For Availability


Blind Spot Mirror (50mm)

50mm, self-adhesive mirror is easily attached to your mirror.

J12095

£5.00

CANCER RESEARCH UK

"The Open Day weekend is legendary!"

Join us for the weekend and enjoy an outdoor cinema, great food, music and good times in the beautiful Hampshire countryside. All proceeds go directly to Cancer Research UK.

8-10TH JUNE 2018

Look for event details on our facebook page

Product Key: Many items in this catalogue feature abbreviations or icons after the part number. These offer additional information on the product that you will find useful.



Exclusive to Just Kampers



Made in the UK

GENUINE
PARTS & ACCESSORIES

Genuine VW part

or call our sales team on 0800 9156618


Bundle Deal

Pair Of Door Seal Kit (14 Parts) 1966-79

A 14 piece door seal bundle kit

J18436

Bundle Kit Price £213.50



**SAVE
10%**

Door Seals, Trims & Winder Mechanism

-  **Door Seal (Nearside / Left) 1952 to 1966**
OEM quality door seal fits all models except Cabrio.
J18035 111831721A GENUINE £31.25
-  **1 Door Seal (Offside / Right) 1952 to 1966**
OEM quality door seal fits all models except Cabrio.
J18036 111831722A GENUINE £29.75
-  **Door Seal Left VW Beetle > 1966**
Door Seal Left Beetle Up to 1966
J21184 111831721A GENUINE **Call For Availability**
-  **Door Seal (Nearside/Left) 1966 on**
OEM style door rubber all models except cabriolet.
J14754 111831721d GENUINE £24.75
-  **1 Door Seal (Offside/Right) 1966 on**
OEM style door rubber all models except cabriolet.
J14755 111831722d GENUINE £24.75
-  **Offside door seal Beetle Cabrio 1965-79**
Offside cabrio beetle door seal. Genuine VW.
J20664 151831722D £41.75
-  **Nearside Door Seal Beetle Cabrio 1965-79**
Nearside cabrio beetle door seals. Genuine VW.
J61827 151831721D £41.75
-  **Front Quarter Window Seal Left 1952-64**
Nearside/left on Beetles 1952-64
J21116 111837625 £15.00
-  **2 Front Quarter Window Seal Right 1953-64**
Offside 1/4 light seal Beetle 1952-64
J21163 111837626 £15.00
-  **Seals, Vent wing flap, pair, beetle cabriolet 58-64**
Seals, Vent wing flap, pair, beetle cabriolet 58-64
J29351 151837629 £4.50
-  **Seal Vent Wing Right 65-72 Beetle**
Seal Vent Wing Right 65-72 Beetle
J29353 151837626b £32.25
-  **Quarter Window Seal (Nearside/Left) 1965 on**
Front quarter window seal for Beetles 1965 to 1979.
J14762 111837625B £11.75
-  **2 Quarter Window Seal (Offside/Right) 1965 on**
Front quarter window seal for Beetles 1965 to 1979.
J14763 111837626B £11.75
-  **N/S 1/4 Light Main Seal for Beetle Cabrio 65-72**
Left, Nearside Main 1/4 light seal in door. Model years 65-72.
J61838 151837625B £49.75
-  **N/S 1/4 Light Main Seal for Beetle Cabrio 73-79**
Left, Nearside Main 1/4 light seal in door. Model years 73-79.
J61839 151837625C £39.75

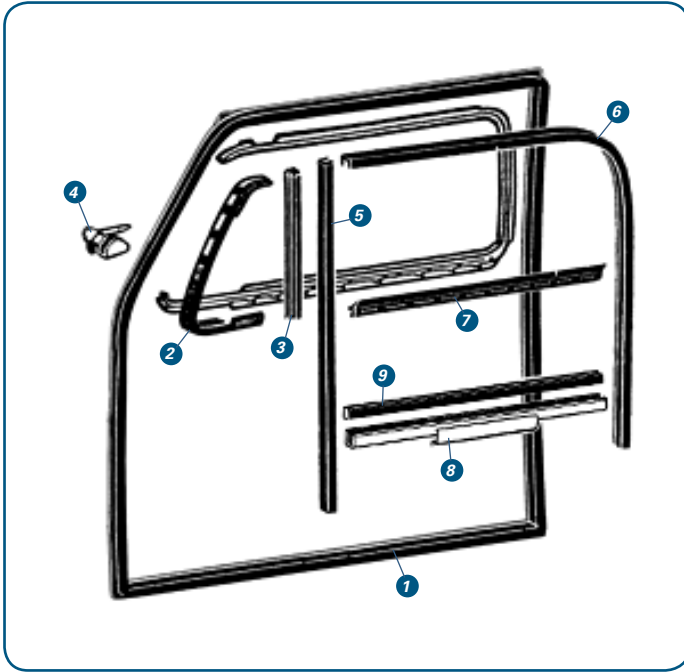
-  **Vent wing Seal Pair Beetle 58-64 Cabriolet**
Vent wing Seal Pair Beetle 58-64 Cabriolet
J29346 151837625 £199.00
-  **Quarter Light Glass To Frame Seal**
Enough to replace both 1/4 light seals.
J16679 211837627 £17.75
-  **Quarterlight Glass To Frame Seal 1946 on**
Seals all front door vent window glass to frame.
J20745 221845295A **Call For Availability**
-  **3 Opening Quarter Light Upright Seal 1965 on**
Sold as singles fits either side.
J10949 241837465 GENUINE £4.45
-  **3 Quarter Light Flap Seal 1953-1964**
Sold as singles fits either side.
J14223 211837629 £4.95
-  **1/4 light Felt Channel Beetle Cabrio**
2 required per vehicle. Sold each
J61830 151837433A £16.25
-  **1/4 Light Frame & Glass VW Beetle 1956-64**
Brand new complete offside chrome 1/4 light frame.
J61044 113837606A £80.75
-  **1/4 Light Chrome Pivot Bracket 1952-64**
Quality reproduction part. Suitable for all Beetles 52-64.
J61045 113837631 £9.50
-  **VW Beetle Cabrio 1/4 Light Pivot 65-72**
Chrome pivot for 1/4 light. German Made. Years 65-72.
J21509 151837627A £55.00
-  **VW Beetle 1303 Cabrio 1/4 Light Pivot**
Chrome pivot for 1/4 light. German Made. 1303 models.
J61841 151837627B £14.75
-  **1/4 Light Fixing Screw Beetle Cabrio 1965-72**
Threaded fixing screw for attaching 1/4 light pivot.
J61842 151837633A £7.00
-  **1/4 Light Fixing Screw Beetle 1303 Cabrio**
Threaded screw for attaching 1/4 light pivot. Genuine VW.
J61843 151837633B £5.50
-  **Quarter Light Catch (Nearside / Left) 1952 to 1964**
Chrome Quarter Light Catch 1952 to 1964
J14230 113837639A £16.75
-  **4 Quarter Light Catch (Offside / Right) 1952 to 1964**
Get your 1/4 light window to work properly!
J14231 113837640A £19.75
-  **Left Quarter light catch for VW Beetle 1964 - 1967**
Nearside 1/4 Light window latch, Stainless Steel
J27663 113837639B **Call For Availability**
-  **Chromed Latch Plate for 1/4 Window Lock 1956-1964**
Quality reproduction part. Available for 1956-64 models only.
J21130 113837635A **Call For Availability**
-  **Quarter Window Lock (Offside/Right) 1968 on**
Fits all Beetles from 1968 on excluding Cabriolets.
J11122 311837658A £10.00
-  **Quarter Window Lock (Nearside/Left) 1968 on**
Fits all Beetles from 1968 on excluding Cabriolets.
J11123 111837657A £10.00

Pair Chrome Surround and Scrapers 1964 on

Supplied as a pair for left and right hand sides.

J19672 £73.75





1/4 Light Catch Beetle Cabrio 1968-79
Offside right chrome 1/4 light release catch. Cabrio only!
J61844 151837658..... **£29.50**

Rear Felt Channel Guide 1972 on
Metal guide channel for the rear / upper door window felt.
J27571 111837418C..... **£17.50**

Rear Felt Channel Guide
Metal guide channel for the rear / upper door window felt.
J60613 111837417C..... **£18.00**

5 Door Window Felt Guide 1965 on
1/4 Light bar felt channel. Sold as a pair.
J14759 311837433A..... **£8.75**

5 Beetle 1952-1962 Felt Channel Front
Beetle 1952-1962 Felt Channel Front
J21664 111837433A..... **£19.00**

6 Cab Door Felt Channel 1953 on
fits along the top edge of the door and down the rear upright
J10146 111837439D..... **£12.75**

Retaining Clip for Cab Door Felt 1953 on
Genuine VW clips Sold singly, you will require six per door
J10021 111837361..... **£1.85**

Door Glass to Frame Seal Beetle Cabrio 1952-79
Seals between door glass & chrome frame. Genuine VW.
J61831 151837439D..... **£33.75**

7 Inner Window Scraper 1952-1964
With the fitting clips. Fits either side. 1952 to 1964
J21126 111837475..... **£16.00**

7 Inner scrapers 1965-68
Inner window scrapers. Genuine VW.
J60618 111837476A..... **£16.75**

Inner Scraper Left for VW Beetle 1965 - 1968
Inner Scraper N/S Left for Beetles 1965 - 1968
J21127 111837475A..... **£15.00**

7 Inner Scraper Right Beetle 1965 - 1968
Inner Scraper O/S Right for Beetles 1965 - 1968
J21128 **£15.00**

Window Inner Scraper (Nearside/Left) 1968 on
This is the inner window scraper for Beetles 1968 onwards
J14760 111837475B..... **£16.75**

7 Window Inner Scraper (Offside/Right) 1968 on
This is the inner window scraper for Beetles 1968 onwards
J14761 111837476B..... **£16.75**

Beetle Cabrio 1965-79 Inner Window Scraper
Fits front or rear windows. 4 required per car. German made.
J21428 151837473..... **£11.00**

Outer Scraper (rubber only) Beetle Cabrio 1952-64
Comes without chrome trim. German made. Years 52-64.
J61835 151837475B..... **£14.00**

1/4 Window Scraper with Aluminium Moulding Left Beetle
1/4 Window Scraper with Aluminium Moulding Left Beetle
J29356 151847345b..... **£70.00**

Chrome trim set for window scrapers 1952-64
Supplied as an 8 piece kit.
J61897 151898500..... **£186.00**

Metal Screws for outer scraper 65-79 Beetle
Metal Screws for outer scraper 65-79 Beetle
J29350 N0113221..... **£0.50**

Window Winder Mechanism (Nearside/Left)
Dual lifter
J14736 111837501F..... **£42.75**

Window Winder Mechanism (Offside/Right)
Dual lifter
J14737 111837502F..... **£42.75**

Window Winder Mechanism (Nearside/ Left) 1968-74
Window winder mechanism for Beetle 1968-1974.
J14738 111837501H..... **Call For Availability**

Window Winder Mechanism (Offside/Right) 1968-74
Window winder mechanism for Beetle 1968-1974.
J14739 111837502H..... **Call For Availability**

Cabrio Window Regulator Repair Kit 1965-79
Repair kit for the nylon block, springs, etc. German made.
J21499 151837507..... **£33.00**

Winder Mechanism Bolt Beetle 1955 on
Bolt for fixing the winder mechanism to the door.
J64576 N01021226..... **£0.85**

Window Regulator Clip, Beetle pre 1964, Ghias & all Cabrio
Attaches window regulator to lift channel. Genuine VW.
J60622 111837507..... **£4.75**

8 Window Lift Channel 1952-64
Window lifting channel for door glass.
J60623 111837571B..... **£29.50**

8 Window Lift Channel Right Hand 1964 to 1967
Bolts to the winder mechanism. Fits Beetles 1964-67.
J29321 111837562..... **£10.00**

8 Window Lifter Channel 1968 on
Sold as singles, fits either side.
J14740 111837571G..... **£10.25**

8 Window Lift Channel (Nearside/Left) 1964-1967
Twin lifter style lift channel.
J14742 111837561..... **£21.75**

Window Winder Channel Beetle Cabrio 1965-79
Front window winder channels (cabrio only). Genuine VW.
J61837 151837572D..... **£78.75**

9 Window Lifter Channel Seal Fits All Years
Sits between wind up glass and the lifter channel
J14741 831837565..... **Call For Availability**

Window Winder Channel Seal for VW Beetle Cabrio 65-79
Seal between glass and window winder channel. Years 65-79.
J61859 151847371..... **£5.00**

Bundle Deal

Winder Handle Bundle Kit 1968 on

Contains 2 handles, 2 winder handle gaskets, 2 screws.

J14391

Bundle Kit Price £34.50

SAVE 10%



- Winder Handle 1953 to 1966**
Chrome and ivory fits either side.
J18780 113837581D..... £10.00
- Winder Handle 1953 to 1966**
Chrome and black fits either side.
J18781 113837581E..... £24.75
- Heavy Duty Winder Handle 1968 on**
More robust than the standard winder handle.
J11385 321837581A..... £9.25
- Window Winder Handle 1967 on**
This standard specification window winder handle fits all
J10152 111837581J..... £2.95
- Chrome Window Winder Handle 1967 on**
Sold as singles
J13524 113837581D..... £15.25
- A Pair Of Custom Window Winder Handles 1968 on**
Custom handles add to that custom interior look.
J14840..... £10.75
- Screws For Winder Handle 1967 on**
Sold as a pack of two.
J12949..... £1.15
- Door Handle Pin 1955 to 1966**
Used for holding in place the window winder or door handle
J18812 N0128101..... £2.50
- Window winder and inner door handle spring**
Fits Beetles from 1950 onwards
J20950 111837229C..... £3.65
- Window Winder Mechanism Bolt Washer 1955-67**
M6 washer for the winder mechanism fixing bolt.
J60634 111837941..... £0.50
- Gasket Behind Window Winder Handle 1956-67**
Fits Beetle & Karmann Ghia 1956-1967
J21262 111837235A..... £1.00
- Ivory Window Winder Handle Gasket VW Beetle 56 - 67 (Ivory)**
Gasket Behind Window Winder Handle Beetle 56 - 67 (Ivory)
J21549 113837235AR..... £3.50
- Window Winder Handle Gasket 1946 to 1967**
Spaces the winder handle out from the door card.
J19103 113837235A..... £0.95
- Gasket for Window Winder Handle 1967 on**
Fits between the winder handle and the interior trim.
J10834 111837595A..... £3.40

Door Handles & Locks

- Door Handle 1955 to 1960**
Lever style handle supplied with two keys.
J15324 113837205A..... £41.75
- Door Handle without Keys Passenger Side 1960-1965**
The passenger side is a non locking handle.
J19393 111837206C..... £14.75

- Door Handle 1955 to 1966**
Chrome inner door handle, fits either side.
J18782 113837225A..... £33.50
- 2 Door Handle with Keys Drivers Side 1960-1965**
Supplied with two keys.
J19392 113837205D..... £25.52
- Door Handle Guard 1960 to 1967**
Made from polished stainless steel sold as a pair.
J14873..... £10.75
- Door Handle Guard 1968 to 1971**
Made from polished stainless steel sold as a pair.
J14874 111017531..... £13.75
- 3 Door Handle Guard 1971 on**
Made from polished stainless steel sold as a pair.
J14875..... £9.25
- Blank Key SV 1959 to 1966**
Blank key that needs to be cut to your original.
J19423 111837219A S75.....
- Blank Key SE 1959 to 1960**
Blank key that needs to be cut to your original.
J19424 111837219A S72.....
- Blank Key SU 1961 to 1966**
Blank key that needs to be cut to your original.
J19425 111837219A S74.....
- Outer Door Handle Screw Beetle 1967-79**
Sold individually - 2 required per handle.
J64612 N0142751..... £2.40
- Small Door Handle Gasket Beetle 1960 to 1965**
Small Door Handle Gasket Beetle 1960 to 1965
J27660 111837209.....
- Small Door Handle Gasket 1965 to 1967**
Sold as singles fits either side.
J14765 111837209A..... £1.50
- Cab Door Handle Gasket 1946 to 1959**
Sold as singles fits either side.
J14278 111837211..... £1.85
- Small Door Handle Gasket 1967 on**
Sold as singles fits either side.
J14766 111837209B..... £1.00
- Large Door Handle Gasket 1967 on**
Sold as singles fits either side.
J14767 111837211C..... £2.75
- Door Handle Gaskets Beetle 1966-67**
Set of 4 door handle seals. 1966 to 1967.
J20717 111837211B..... £9.75
- DOOR HANDLE SEALS, 1968-1979 Bug, set of 4**
DOOR HANDLE SEALS, 1968-1979 Bug, set of 4
J20718 111837211C..... £8.50
- N/S Door Lock Mechanism 1956-64**
Door locking mechanism. Quality reproduction item.
J60597 111837015B.....
- Chrome Door Wedge Plate for VW Beetle Cabrio 1965-79**
Chromed plate for under door wedge. German Made. Years 65-79.
J61828 151837289R..... £36.00
- Cab Door Striker Plate 1946 to 1955**
Sold as singles, fits either side
J14314 211837295A..... £6.75
- Door Striker Plate Nearside (Left) 1956-1964**
Fits all Beetles from 1956 to 1964
J20805 111837035B..... £16.00

Product Key: Many items in this catalogue feature abbreviations or icons after the part number. These offer additional information on the product that you will find useful.

Exclusive to Just Kampers

Made in the UK

GENUINE
PARTS & ACCESSORIES
Genuine VW part

Shop online at justkampers.com



- Beetle 67-72 Passenger Door Striker Plate**
Beetle 67-72 Passenger (Left) Door Striker Plate
J21426 151837035C..... **£15.00**
- Beetle 67-72 Drivers (Right) Door Striker Plate**
Beetle 67-72 Drivers (Right) Door Striker Plate
J21427 151837036C..... **£15.00**
- Left Guide Latch for VW Beetle Door 1965-66**
N/S Left Guide Latch for VW Beetle Door 1965-66
J21588 111837325..... **£11.25**
- Door Alignment Wedge Fits 1955-63**
Pair of top quality rubber door alignment wedges.
J60609 111837277A..... **Call For Availability**
- Door alignment rubber wedge 1946-1955**
Fits either side. Sold individually
J20951 111837277..... **£9.50**
- Door Wedge Screw 1946-1955**
For fitting the door alignment wedge. Sold each
J20714 N0142331..... **£1.20**
- Doorlock Pull (Interior) 1966 on**
OEM interior doorlock pull sold as singles.
J10963 171837187 043..... **£3.45**
- Door Lock Pull (Anti-Theft, Billet) 1967 on**
Sold as a pair.
J14844 **£10.25**
- Billet Lock Pull 1967 on**
Billet door pulls in a OE style.
J16962 **£9.75**
- Grommet for Interior Door Lock Pull 1967 on**
This is the trim around the door pull. Sold each.
J11092 171837355 043..... **£0.80**
- N/S Door Release Lever for VW Beetle 68-79**
Door release lever pull. Chrome finish. Fits all models 68-79.
J61034 113837019B..... **£17.25**
- Escutcheon Door Pull (Black) 1967 to 1974**
Sold as singles.
J13824 111837239B 01C..... **£5.75**
- Escutcheon Door Pull (Chrome) 1967 to 1974**
Sold as singles.
J13825 113837239B..... **£17.75**
- Plastic Cover for Escutcheon 1967 to 1974**
Sold as single, fits either side.
J16896 311837247 01C..... **£2.95**
- Empi Universal Door Puller**
A stylish replacement for original door pulls.
J19352 **£38.75**

Engine Bay Seals

- Engine Bay Seal 1950 to 1967**
You may also need to order J10962 that fits over the gearbox.
J10501 111813705A..... **£11.75**
- Engine Bay Seal (Nearest Gearbox) All Years**
Essential for keeping hot air away from the cooling air
J10962 111813741G..... **£8.75**
- Engine Bay Seal On Rear Valance Beetle 1967 >**
Engine Bay Seal On Rear Valance Beetle 1967 >
J21263 111813705D..... **£16.50**

Exterior Trim, Accessories, Badges & Grilles

- Beetle Trim Set (7 Piece) 1952 to 1962**
Consists of 6 side pieces and the bonnet strip
J15124 111898111A..... **£69.25**
- Trim Kit (Chrome, 7 Piece) 1200, 1300cc 1963 to 1966**
Consists of 6 side pieces and the bonnet strip
J14826 111898111A..... **£57.50**
- Trim Kit (Chrome, 7 Piece) 1300, 1500cc 1966 to 1967**
Consists of 6 side pieces and the bonnet strip
J14827 111898111B..... **£36.75**
- Trim Kit (Chrome, 7 Piece) 1300, 1500cc 1967 to 1972**
Consists of 6 side pieces and the bonnet strip
J14828 111898111C..... **£39.75**
- Trim Kit (Chrome, 7 Piece) 1302 & 1303 1970 to 1979**
Consists of 6 side pieces and the bonnet strip
J14829 111898111D..... **£38.75**
- Trim Kit (7 Piece, Chrome) 1973 on Excluding 1303**
Consists of 6 side pieces and the bonnet strip
J14831 111898111F..... **£37.75**
- Pair Chrome Side Panel Trim 1303 Beetle**
Fits behind the side trim on the front 1/4 panel.
J61558 133853265..... **£19.50**
- Trim Clip 1949 to 1965**
Sold as singles, these are used on the wide side trim
J16645 113853585B..... **£0.55**
- Trim Clip 1967 on**
Sold as singles, these are used on the thin side trim.
J16646 113853585C..... **£0.40**
- Trim Clip Bung 1949 to 1965**
Sold in packs of 25
J16661 113857219..... **£6.00**
- 2 piece deluxe front window trim 1952-1957**
Requires two securing clips J20935
J20847 113853305A..... **£34.00**
- 2 piece deluxe front window trim 1958-1964**
Requires two securing clips J20935
J20845 113853305D..... **£31.00**
- 2 piece deluxe front window trim 1965 on**
Requires two securing clips J20935
J20846 113853305E..... **£35.50**
- 2 piece deluxe front window trim 1303 Beetle 1973-1977**
Requires two securing clips J20935.
J20926 133853305..... **£30.50**
- 2 piece chrome windscreen seal trim**
For Beetle Cabrio 1965-72
J61860 1518533056C..... **Call For Availability**
- 2 piece chrome windscreen seal trim**
For Beetle Cabrio 1963-74
J61861 151853355C..... **Call For Availability**



- Pair Deluxe Side Window Trims 1952-1964**
Requires two securing clips J20935
J20850 113853346B..... **£28.75**
- Pair Deluxe Side Window Trims 1965 on**
Requires two securing clips J20935
J20849 113853345C..... **£26.50**
- Aluminium Window Trim Split Window 1952-1953**
Requires two J20935 trim joining clips.
J20922 113853355..... **£32.00**
- Deluxe Rear Window Trim 1952-1957**
Requires securing clip J20935
J20848 113853355A..... **£19.25**
- 2 piece deluxe rear window trim 1958-1964**
Requires two securing clips J20935
J20851 113853355C..... **£32.00**
- Deluxe Rear Screen Seal With Groove For Moulding 1965-1971**
Best quality deluxe rear screen seal 1965 to 1971.
J21154 113845521G..... **£40.00**
- Cal look rear screen seal (no groove) 1965-71**
Plain "Cal Look" rubber. Fits Beetles from 1965 to 1971
J21150 111845521D..... **£38.50**
- 2 piece deluxe rear window trim 1965-1971**
Requires two securing clips J20935
J20852 113853355D..... **£32.50**
- 2 piece deluxe rear window trim 1971 on**
Requires two securing clips J20935
J20853 113853355F..... **£29.25**
- Plastic Chrome Insert Trim (1 metre) 1972 onwards**
Genuine VW.
J61076 113853355F..... **£3.75**
- Chromed Insert Trim Connecting Clip for VW Beetle**
Chromed Insert Trim Connecting Clip.
J21468 113853309F..... **£2.90**
- Window rubber deluxe trim clip**
Secures deluxe trim.
J20935 315853309..... **£1.20**
- 1/4 Window Scraper with Aluminium Moulding Left Beetle**
1/4 Window Scraper with Aluminium Moulding Left Beetle
J29356 151847345b..... **£70.00**
- Pair Chrome Surround and Scrapers 1964 on**
Supplied as a pair for left and right hand sides.
J19672 113853321/322D..... **£73.75**
- Chrome trim set for window scrapers 1952-64**
Supplied as an 8 piece kit.
J61897 151898500..... **£186.00**
- Metal Screws for outer scraper 65-79 Beetle**
Metal Screws for outer scraper 65-79 Beetle
J29350 N0113221..... **£0.50**

- Bonnet VW Badge for VW Beetle 1952-62**
Bonnet VW roundel. Suitable for years 52-62.
J61083 113853601A..... **Call For Availability**
- Bonnet Badge 1963 on**
85mm Diameter does not come with securing clips.
J14824 113853601B..... **£47.50**
- Karmann Badge 1961-79**
Used on Beetle Cabriolets & Karmann Ghia models.
J21492 151853901..... **Call For Availability**
- Horn Grille 1953 to 1967 And All 1200cc Models.**
Sold as singles 2 required per vehicle.
J14825 113853641A..... **£4.95**
- Horn Grille 1953 to 1967 And All 1200cc Models.**
Sold as singles 2 required per vehicle.
J14825A 113853641A..... **Call For Availability**
- KOCH style horn grille Beetle 1952-74**
Fits on the front wings. Suitable for years 1952-74.
J61090 113853641K..... **Call For Availability**
- Stainless Steel Eyebrows (Pair) 1968 on**
These attach between the headlight glass and rim.
J11146 00-6458-0..... **£16.75**
- Beetle (not 1303) Bonnet Air Intake Chrome Grille Trim**
Beetle (not 1303) Bonnet Air Intake Chrome Grille Trim
J21613 000071311..... **£17.50**
- Chrome Bonnet Grille for VW Beetle 1303**
Chrome cover for front hood air in-take grille. 1303 models ONLY.
J60010 000071311A..... **Call For Availability**
- Bonnet Badge Base (Wolfsburg Logo) 1952 to 1962**
The Crests are available Separately.
J19389..... **£12.50**
- Wolfsburg Logo Bonnet Crest 1952 to 1961**
Found on pre 1961 Beetles just above the bonnet handle.
J19390 111853901..... **Call For Availability**
- Wolfsburg Logo Bonnet Crest 1960 to 1962**
Found on 1959 to 63 Beetles just above the bonnet handle.
J19391 113853902..... **Call For Availability**
- Clip for bonnet badge Beetle and Type 3**
Clip for bonnet badge, Beetle and Type 3. Sold each
J21739 113853615..... **£0.95**
- Clip For Engine Lid Script**
Sold as singles
J17083 171853939..... **£0.60**
- Volkswagen Rear Badge Script (Gold in Colour)**
Decklid script 'Volkswagen' textured cast finish. Genuine VW.
J21446 113853687KG..... **Call For Availability**
- 'Volkswagen' engine lid script**
Smooth, shiny finish. Genuine VW.
J61092 113853687B..... **Call For Availability**

'Volkswagen' engine lid script
Cast textured finish. Genuine VW.

J61095 113853687K.....

Call For Availability

Chrome 1300 engine lid script

Chrome engine lid script with cast finish. Genuine VW.

J21204 113853687.....

Call For Availability

'VW 1300' Script Rear Badge

3-pin fixing suitable for most Beetle decklids.

J60663 111853687A.....

Call For Availability

Decklid Script "1300 LS" for VW Beetle

Chrome decklid script '1300 LS' Genuine VW.

J61096 113853687P.....

Call For Availability

6 Decklid Script "VW 1500" for VW Beetle and Type 3

Chrome decklid or engine lid script 'VW 1500'

J61091 113853687A.....

Call For Availability

7 Universal Cal Look Badge

"cal look" badge

J27642 0443.....

£10.00

Chrome trim for rear grille Beetle 1958-79

Fits under the rear window. 1958-79 (not 1303 models).

J60005 000071309.....

£27.00

Chrome trim for rear grille 1303 Beetle

Fits under the rear window. 1303 models only.

J60006 000071309A.....

£32.25

Beetle 2pc Engine Lid Air Intake Trim Set

Beetle 2pc Engine Lid Air Intake Trim Set 68-71

J21575 000071310.....

Call For Availability

2 piece chrome engine lid grille trim

For 2 grille engine lids 1968 onwards.

J60007 000071310.....

Call For Availability

Offside Half Moon Vent for Beetle 1970 on

Vent behind the rear side window. Black only

J27635 113819448A.....

£6.75

Nearside Half Moon Vent for Beetle 1970 on

Vent behind the rear side window. Black only

J61021 113819447A.....

£6.75

Beetle roof gutter edge trim

Chromed plastic trim. Enough to do whole car.

J60376 111018151.....

£41.50

Running Board Chrome Trim 1953 to 1966

Sold as singles you will require 2 to do both running boards.

J18935 113853555B.....

£16.75

Running Board Chrome Trim 1967 on

Sold as singles you will require 2 to do both running boards.

J18934 113853555C.....

£14.00

Running Board Thin Chrome Trim Beetle 72-79 One Per Side

Running Board Thin Chrome Trim Beetle 72-79 One Per Side

J21322 113853555D.....

£13.00

Running Board Clip 1946 to 1966

Sold in singles 5 required per side.

J18936 113853559.....

£0.95

Running Board Clip 1967 on

Sold in singles 5 required per side.

J18937 113853559A.....

£0.95

Running Board Green Mat - Right - All Years

Beetle Running Board Green Mats - Right - All Years

J21119 111821532AT.....

Call For Availability

Stainless Steel Sill Scuff Plates

Protects the carpet when entering the car (NOT cabrio models).

J64150 8984579.....

Call For Availability

Stainless Steel Rear Gravel Guards 1952-67

Pair tall early style rear chrome gravel guards.

J60348 111000117.....

£43.50

8 Beetle Stone Guard Set

A bundle deal of front and rear stone guards.

J18364

£24.75

Beetle Robri Stoneguard & running Board Guard Trim Set

Beetle Robri Stoneguard & running Board Guard Trim Set

J21339

Call For Availability

Flat4 Robri style Beetle frontwing guards

Fully polished cast aluminium with stainless steel fittings.

J64156 898658.....

£72.25

Flat4 Robri style Beetle rear wing guards

Fully polished cast aluminium with stainless steel fittings.

J64157 898658A.....

£86.75

Empi Logo Mudflap (Pair)

Supplied with brackets can be fitted to the front or rear.

J11387 15-1092-0.....

£48.25

Jacking point Cover Pair (Chrome)

Sold in pairs these can also be used as a Hub Cap puller.

J14254 111701150.....

£20.25

9 Billet jacking point covers

Pair of jacking point covers which double as hubcap pullers.

J21594

£35.00

10 Beetle Illuminated Flag Pole

Beetle Illuminated Flag Pole

J21566 111000098.....

Call For Availability

11 German D Bumper Country Plate

Accessory German 'D' Country identity plate. Attaches to bumper.

J60351 111000124.....

£28.75

Chromed GB Letters (Self-Adhesive)

Self-adhesive 80mm, chromed GB letters.

J12027

£10.00

87 Ron Petrol Flap Sticker for VW Beetle

Sticker for petrol filler flap "Oktan min. 87 ROZ/RON"

J60807 113000254.....

Call For Availability

91 Ron Petrol Flap Sticker for VW Beetle

Sticker for petrol filler flap "Oktan min. 91 ROZ/RON"

J60808 113000255.....

Call For Availability

87 - 91 Ron Petrol Flap Sticker for VW Beetle

"Oktansahlbedarf" Sticker for petrol filler flap

J60809 113000256.....

Call For Availability

Tyre Pressure Sticker for VW Beetle

Sticker "Reifendruck"

J60810 113000257A.....

Call For Availability

40 piece Flat4 EMPI GTV Stripe Kit

Top quality 3M adhesive film kit with fitting instructions.

J64151 898580.....

Call For Availability

12 Twin-Mount Pillar Aerial

A modern style twin mount aerial.

J11059 035VAG503.....

£22.50

Bundle Deal

Four-Piece EMPI Mudflap Kit

A set of 4 Empi mud flaps with fitting brackets.

J14088

**Bundle Kit
Price £86.75**



**SAVE
10%**

Product Key: Many items in this catalogue feature abbreviations or icons after the part number. These offer additional information on the product that you will find useful.



Exclusive to Just Kampers



Made in the UK

**GENUINE
PARTS & ACCESSORIES**

Genuine VW part

Twin-Mount Aerial

Twin-mount aerial gives a vintage look to your Bug.

J10955 111999900A..... **£20.75**

Roof Rack Beetle All Years

Powder coated silver frame with wood slats.

J14884 **£231.75**

Beetle Boot Rack Fits All Years

Powder coated silver with stainless steel fittings.

J14885 **£218.75**

Beetle Bonnet Wirbulator (wind deflector)

Period accessory deflects insects away from the windscreen.

J21563 111000119..... **£39.75**

Beetle Pair 1/4 Light Vent Trim (Smoked)

Beetle Pair 1/4 Light Vent Trim Breezies (Smoked)

J21205 **Call For Availability**

Beetle Pair 1/4 Light Vent Trim (Amber)

Beetle Pair 1/4 Light Vent Trim Breezies (Amber)

J21206 **Call For Availability**

Carpets & Interior Storage & Trim

4 piece brown rubber floor mat set 1943-55

German made to original quality. For left hand drive cars.

J60707 111898601..... **£168.00**

4 piece black rubber floor mat set 1956-59

German made to original quality. For left hand drive cars.

J60708 111898601A..... **Call For Availability**

Black centre tunnel rubber floor mat set 1956-59

Floor mat for centre tunnel. German made to original quality.

J61115 113863311C..... **Call For Availability**

4 piece grey rubber floor mat set 1960-67

German made to original quality. For left hand drive cars.

J61124 113863703..... **Call For Availability**

Front and rear black rubber floor mat set 1968-72

German made to original quality. For left hand drive cars.

J61125 113863703B..... **Call For Availability**

Front and rear black rubber floor mat set 1973-79

German made to original quality. For left hand drive cars.

J61126 113863703D..... **£167.00**

VW Beetle rubber floor mats Clip Set 43-53

Beetle rubber floor mats Clip Set 43-53

J21156 111898610..... **£35.00**

Floor Pan Seal Nail for VW Beetle, Ghia and Type 3

For securing rubber floor pan seal to floor pan. Genuine VW.

J60517 111701625..... **Call For Availability**

Heater Channel Air Vent Nearside (Left) VW Beetle

Heater Channel Plastic Vent Outlet Beetle 1968 On Nearside (Left)

J20439 111819189B..... **£33.25**

1 Heater Channel Air Vent Nearside (Right) VW Beetle

Heater Channel Plastic Vent Outlet Beetle 1968 On Offside (Right)

J20440 111809190B..... **£33.25**

2 Dynamat Xtreme Bulk Pack

Contains nine 45x81cm sheets on Dynamat (3.3m² coverage)

J27787 **Call For Availability**

2 Dynamat Xtreme Mega Pack

Contains nine 61x122cm sheets of Dynamat (6.6m² coverage)

J27788 **Call For Availability**

3 Dynamat Dynaliner (3mm)

81x137cm sheet of Dynaliner (1.1m²)

J27789 **£39.50**

3 Dynamat Dynaliner (6mm)

81x137cm sheet of Dynaliner (1.1m²)

J27790 **Call For Availability**

3 Dynamat Dynaliner (12mm)

81x137cm sheet of Dynaliner (1.1m²)

J27791 **£79.50**

4 Dynamat Hoodliner (19mm)

81x137cm sheet of Hoodliner (1.1m²)

J27792 **£69.50**

Dynamat DynaDeck

137x183cm roll of DynaDeck

J27793 **£289.00**

Dynamat DynaDeck

137x365cm roll of DynaDeck

J27794 **£499.00**

Dynamat Switch-A-Blade

Uses standard "Contractor Grade" replaceable blades.

J27795 **Call For Availability**

Dynamat Economy Wood Roller

For applying Dynamat and ensuring proper adhesion.

J27796 **Call For Availability**

Dynamat Professional Rubber Roller 2 Inches

For more complex applications ensuring proper adhesion.

J27797 **£20.00**

Dynamat Dyna Tape

For securing dynamat and wiring.

J27798 **Call For Availability**

Card bonnet liner Beetle 1953-55

For early models 1953-55. Available in black only.

J61118 113863509A..... **£71.50**

Card bonnet liner Beetle 1956-60

For early models 1956-60. Available only in black.

J61119 113863509B..... **£54.75**

Card bonnet liner Beetle 1961-67

For models 1961-67. Available only in black.

J61120 113863509C..... **£35.25**

Bonnet Compartment Liner Beetle 1968-79

Not suitable for 1302, 1303 or Cabriolet Beetles.

J60681 111863509F..... **Call For Availability**

Bonnet Compartment Liner 1303 Beetle 1973-79

2 piece original style bonnet liner, available in black only.

J61117 113863505..... **Call For Availability**

Luggage Carpet (Black) 1302/1303

luggage area carpet fits under the bonnet on all 1302 / 1303s

J18593 **Call For Availability**

Under-Bonnet Wiring Cover Beetle 1956-1967

Wiring cover behind the dashboard. Models 1956-1967

J61121 113863515..... **£62.00**

Wiring Cover Nut Beetle 1960-69

Knurled nut for wiring cover. Sold individually.

J61123 113863527A..... **£5.25**

Headlining 1968 onwards including 1302 & 1303

Does not fit 1200 basic models.

J18599 **£79.50**

Product Key: Many items in this catalogue feature abbreviations or icons after the part number. These offer additional information on the product that you will find useful.



Exclusive to Just Kampers



Made in the UK

GENUINE
PARTS & ACCESSORIES

Genuine VW part



Rear Interior Air-Vent Trim 1972-79

Fits behind the rear side windows. 6 required. Sold each

J63685 311819465A..... £2.50

Seal for Steel Sliding Sunroof, Beetle 1965 on

Seal at rear of sliding sunroof. Genuine VW. Years 64-77

J21587 117877209A..... £22.75

Sunroof cover hold down plate 1956-63

Cover hold down plate for full length sunroof. German Made.

J61228 115875553..... [Call For Availability](#)

Sliding Sunroof Repair Kit 56-63

Repair kit for sliding sunroof with rolls. German Made.

J61230 115898001..... [Call For Availability](#)

Beetle Center Guide for Sunroof Cable

Beetle Center Guide for Sunroof Cable

J21140 117877369A..... £34.00

Front Felt Seal 64-77

Felt seal at front of sliding sunroof. Model years 64-77.

J61270 117877223C..... £27.75

Rear Sunroof Felt Seal for VW Beetle 64-77

Felt seal for rear of sliding sunroof. Genuine VW. Years 64-77.

J61271 117877225B..... £23.00

Sunroof Seal for VW Beetle 1303

Genuine VW. 1303 models only. Priced per metre.

J63801 411877209..... £51.50

Beetle Sunvisors 1958 to 1964

Sold as a pair in white.

J15115 113857551A..... £39.75

Pair Of Sunvisors 1965-67

Original off-white colour. Fits all Beetles 1965-67

J20807 113857551B..... £40.00

Pair Sunvisors In White/Cream Beetle Cabrio

Pair cabrio-only interior sunvisors. Years 65-72.

J21516 151857551C..... [Call For Availability](#)

Sun Visor Clip 1968 on

Sold as singles

J14883 133857561 581..... £5.75

Sunvisor Clip (Fixed Mounting) 1965 to 1967

Sold as singles.

J10986 221857562..... £3.95

Ivory assist strap 1967-1977 Bug (non-convertible models)

(1967 Bug, starting at chassis # 117290086) Fits either side.

J20677 113857611B..... £25.00

B Pillar Assist Strap 1958-67

Off-white vinyl strap, made to the original spec. Sold each

J20678 113857611A..... £25.00

Ivory Coat Hook 1960-67

Fits either side (excluding cabrio) Sold each

J20706 113857635A..... £3.90

Ivory Coat Hook Beetle 1967 on

These fit either side (excluding cabrio). Sold each

J20707 113857637B..... £5.00

B-Post Edging Strip (Grey) 1958-79

Edging strip for the door post. Fits either side. Sold each

J21256 113881237..... £15.00

Blue External Sun Visor All Models Except 1303

This fits on the outside above the windscreen

J19407 000072402..... £287.50

Red External Sun Visor All Models Except 1303

This fits on the outside above the windscreen

J19408 000072402..... £287.50

Green External Sun Visor All Models Except 1303

This fits on the outside above the windscreen

J19409 000072402..... £287.50

Smoke External Sun Visor All Models Except 1303

This fits on the outside above the windscreen

J19410 000072402..... £287.50

Bamboo Dash Tray LHD only

Bamboo and wicker dash tray supplied with fitting kit.

J14881..... £74.75

Retro tunnel storage rack

Fits in front of the gear lever on Beetle, Karmann Ghia & Type 3

J21114..... £17.50

Elasticated Storage Nets (Pair)

A bundle deal for two J12155 storage nets.

J13775..... £19.75

Elasticated Storage Net

This useful pocket measures 320mmx215mm

J12155..... £11.00

Door Storage Pockets

Sold as a pair 350mm long with can holder.

J12374..... £23.00

Door Storage Pockets

Sold as a pair 530mm long with can holder.

J12373..... £24.00

Backseat Organiser Tidy (Black)

Has deep pockets for useful storage. Easy fitting.

J12156..... [Call For Availability](#)

VW Beetle RHD Glove Box with Stereo insert

Beetle RHD Glove Box Stereo Insert 68 on

J21473 112857101K7..... [Call For Availability](#)

Porcelain Bud Vase for VW Beetle and Split

Porcelain bud vase with bracket for mounting to dashboard.

J60375 111018123..... £20.50

Plastic glove box liner LHD

Durable black plastic glove box liner for left hand drive only.

J21476 112857101K..... £21.50

Glove box frame clip for padded dash

Clip for the frame of the glove-box on padded dashboards.

J61098 113857117B..... £1.15

Glove Box Lock 1968 onwards

With 2 keys. Fits Beetles with locking glove box lids.

J21055 133857131..... £40.00

Glove Box Lock & Key for VW Beetle and Ghia 68-74

Locking glove box unit supplied with key. Suitable for years 68-74.

J61560 133857131B..... £51.00



Chrome glove box lock & keys 1953-67
Accessory glove box lock with keys. German Made.

J61863 151857127B.....

Call For Availability



1 Chrome glove box latch 1952-67
Fits all Beetles from 1952 to 1967

J20859 111857131..... **£13.00**



2 Ashtray Knob Collar 1958-66
Fits between the ashtray and the knob. 1958-66.

J20953 111857385..... **£5.75**



Aluminium speedo trim ring 1952-1957
Fits to the fascia around the speedo.

J20997 113957371..... **£20.75**



Aluminium speedo trim ring 1958 on
Fits Left or Right hand drive Beetles. Not 1303 models.

J20804 113957371C..... **£25.75**



Speedo Seal 1946 onwards
Fits between the speedo housing and dash board.

J20978 111957375..... **£2.40**



Speaker Grille for VW Oval Beetle 53-57
Chromed speaker grille for Oval window Beetles. Years 53-57.

J61100 113857215.....

Call For Availability



Speaker grille with clock hole 1953-57
Accessory speaker grille with hole for clock. Bare metal.

J60666 111857215U.....

Call For Availability



4 piece chrome dash moulding kit (LHD) 1950-60
For speaker grill, fuel gauge grill, radio plate & glove box.

J20921 113853240..... **£53.75**



Ivory heater control knob 1952-55
Knob for adjusting heater boxes.

J61001 113711623.....

Call For Availability



3 Hazard Warning Switch Escutcheon Nut 1968 on
14mm nut for dashboard mounted switches.

J14216 111941515A..... **£5.25**



4 Dash Knob (Black) 1946 to 1966
Fits headlight and wiper switch ashtray

J14332 113941541BK..... **£4.45**



5 Dash Knob (Grey) 1946 to 1966
Fits headlight and wiper switch ashtray

J14333 113941541G..... **£4.45**



6 Dash Knob (Ivory) 1946 to 1966
Fits headlight and wiper switch ashtray

J14334 113941541AIV..... **£4.95**



Pair of ivory Radio Knobs VW Beetle 1950-1966
Pair of universal fit knobs replicate your existing dash knobs.

J20779 **£25.75**



Radio Blanking Panel Spire Clips 1952-1957
Sold in pairs these fix the radio blanking plate in place.

J20778 N120810..... **£1.50**



7 Black dash grab handle with chrome end pieces 1966-67
Includes mounting hardware for Beetle & Beetle Cabriolet.

J20710 151857641C..... **£28.25**



8 Light grey dash grab handle with chrome end pieces 1966-67
Includes mounting hardware for Beetle & Beetle Cabriolet.

J20711 151857641BSB..... **£31.75**



Billet Aluminium Dash Grab Handle 1958-67
Crafted from billet aluminium.

J16639 **£50.00**



Dash Air Vent 1965 on
Sold as singles

J17020 111255483..... **£5.25**



Beetle Dash Vent Grille Insert 1200/1300 1964>
Beetle Dash Vent Grille Insert 1200/1300 1964>

J27662 113819719..... **£6.00**



Bonnet Release Lever Knob Beetle 1969 on
Inside the glove box on Beetle 1969 on & Karmann Ghia 1961-69.

J20936 411823665..... **£7.25**



9 Gear Knob (Black) 1949 to 1961
10mm thread

J14358 113711141B..... **£5.75**



10 Ivory Gear Knob 1949 to 1961
10 mm Thread

J14243 113711141B..... **£5.75**



11 Gear Knob (Ivory) 1960 to 1967
7mm thread

J14357 113711141AIV..... **£5.75**



12 Handbrake Boot 1966 on
Fits all Beetles from 1966 onward.

J14589 311711461 043..... **£14.75**



Custom Pedal Covers
Easy to fit custom slip on accelerator, brake & clutch covers.

J14843 **£12.75**



Rear Parcel Tray 1968 on
Moulded Rear Parcel shelf finished in black vinyl.

J18597 **£89.00**



Rear window venetian blind 1957-64 (Ivory colour)
Cool retro accessory that helps keep your interior cool.

J19387 000071521..... **£74.75**



Rear window venetian blind 1964-71 (Ivory colour)
Cool retro accessory that helps keep your interior cool.

J19388 000071521..... **£83.75**



Accessory Glove Box Pull Handle
EMPI style glove box door pull.

J21512 111000120..... **£24.00**



Pair of stainless steel door corner scuff plates
Protects your paint. Fits all Beetles. Requires screws to fit.

J60004 000063116..... **£15.75**






Pair of stainless steel door A-post trim plates
Protects your paint. Note: Needs adapting to fit Cabrios.

J60014 000063115..... **£26.50**










Chrome defroster vent trims 1953-57
Chrome trims for windscreen defroster vents. German Made.

J60346 111000111..... **£17.75**

	Rear window venetian blind 1964-71 (light green colour) Cool retro accessory that helps keep your interior cool. J21337 Call For Availability
	Rear window venetian blind 1972-79 (light blue colour) Cool retro accessory that helps keep your interior cool. J21338 Call For Availability
	Rear window venetian blind 1972 onwards (Ivory colour) Cool retro accessory that helps keep your interior cool. J21437 000071521..... £82.25
	Rear window venetian blind 1303 1973 onwards (Ivory colour) Cool retro accessory that helps keep your interior cool. J21642 000071521..... Call For Availability
	Suction-Mounted Bud Vase Can be used to hold a flower – or as a pen/pencil pot! J11837 ik £5.00

Seat Belts & Mountings

	13 Two Point Lap Belt With Chrome Buckle 1962-1965 Features the original Wolfsburg crest on the buckle. J20666 £38.00
	Two Point Lap Belt With Black Buckle 1962-1965 Features the original Wolfsburg crest on the buckle. J20667 £38.00
	Three Point Static Seat Belt Chrome Buckle 1962 onwards Features the original Wolfsburg crest on the buckle. J20668 £58.00
	3-point static front seat belt 1962-79 Original style with wolfsburg crest on buckle. Sold each J20669 £58.00
	Static Front Seat Belt Classic style belt, Black webbing and buckle. J14694 £40.75
	Automatic Front Seat Belt Standard style seat belt. Black webbing and buckle. J14693 £47.75
	Automatic 3-point Rear Seat Belt 1946-98 Standard style. Can be used on either side of the rear seat. J14695 £43.00
	Red Automatic Front Seat Belt Treat your Bug to this stylish Red seat belt. J14696 £53.75
	Blue Automatic Front Seat Belt Treat your Bug to this stylish Blue seat belt. J14697 £53.75
	14 Beige Automatic Front Seat Belt Treat your Bug to this stylish Beige seat belt. J14698 £54.75
	Grey Automatic front Seat Belt Treat your Bug to this stylish Grey seat belt. J14699 £53.75
	Pair of inertia reel front seat belts 1974-77 (not cabrio) Includes mounting hardware & brackets for 1974-77 Beetles. J20670 Call For Availability
	Rear Lap Seatbelt 1946 on Belt length 120cm and stalk 45cm. Supplied with mounting bolts J10557 111857704C..... £28.75
	Rear Lap Seat Belt (Retractable) Made in the UK Belt length is 110cm while the stalk is 22cm J13538 £30.00

	VW Beetle 72-79 Static Rear Lap Seat Belt Genuine VW Static Rear Lap Seat Belt for Beetle 72-79 J21683 BAA857739..... Call For Availability
	Seat Belt (Rear) Extender Provides an extra 16in (40 cm) of flexibility. J11679 £14.50
	Seatbelt Mounting Plates (Pair) Measuring 55mmx55mm, supplied with lock nuts. J11582 £12.00
	Seatbelt Mounting Nut Seatbelt mounting nut is to industry standard 7/16 UNF J11996 £0.50
	Seatbelt Mounting Bolt 2in long bolt is to industry standard 7/16 UNF. J11997 £0.85t

Seats & Seat Cover Kits

	Seat base padding for front seat 1956-67 Direct replacement for your worn out seat padding. J18661 £39.50
	Seat base padding for front seat 1956-67 Direct replacement for your worn out seat padding. J21185 113881375E..... £39.50
	15 Seat base padding for front seat 1968-72 Direct replacement for your worn out seat padding. J18662 £39.50
	Seat base padding for front seat 1973-76 Direct replacement for your worn out seat padding. J18663 £39.50
	Seat base padding for front seat 1977-79 Direct replacement for your worn out seat padding. J21281 171881375C..... £94.00
	Back rest seat padding for front seat 1956-64 Direct replacement for your worn out seat padding. J18657 £39.50
	Back rest seat padding for front seat 1956-64 (ADW) Direct replacement for your worn out seat padding. J21177 113881775D..... Call For Availability
	Back rest seat padding for front seat 1965-67 Direct replacement for your worn out seat padding. J21282 113881775E..... £43.00
	Back rest seat padding for front seat 1967-72 Direct replacement for your worn out seat padding. J21234 113881775F..... £46.00
	16 Back rest seat padding for front seat 1968-72 Direct replacement for your worn out seat padding. J18658 Call For Availability
	Back rest seat padding for front seat 1968-72 Direct replacement for your worn out seat padding. J21190 113881775G..... £39.50
	Back rest seat padding for front seat 1971-76 Direct replacement for your worn out seat padding. J18659 £45.00
	Beetle 74-76 Front Seat Backrest Hair Padding Direct replacement for your worn out seat padding. J21436 113881775H..... £42.50
	Back rest seat padding for front seat 1977-79 Direct replacement for your worn out seat padding. J18660 £42.00

Product Key: Many items in this catalogue feature abbreviations or icons after the part number. These offer additional information on the product that you will find useful.



Exclusive to Just Kampers



Made in the UK

GENUINE
PARTS & ACCESSORIES

Genuine VW part

Seat base padding for rear seat 1956-64

Direct replacement for your worn out seat padding.

J21392 113885375B..... £59.50

Seat base padding for rear seat 1965-79

Direct replacement for your worn out seat padding.

J21391 113885375C..... £63.75

Back rest seat padding for rear seat 1964 (RTU)

Direct replacement for your worn out seat padding.

J21393 113885375B..... £39.50

Back rest seat padding for rear seat 1965-77 (RTN)

Direct replacement for your worn out seat padding.

J21396 113885375E..... £39.50

Front & rear seat cover set 1954-55

Single colour Basket Weave Vinyl. Black with black piping

J60944 113431121..... [Call For Availability](#)

Front & rear seat cover set 1956-57

Single colour Basket Weave Vinyl. Black with black piping

J60945 113431122..... [Call For Availability](#)

Front & rear seat cover set 1958-64

Single colour Basket Weave Vinyl. Black with black piping

J60946 113431123..... [Call For Availability](#)

Front & rear seat cover set 1965-67

Single colour Basket Weave Vinyl. Black with black piping

J60947 113431124..... [Call For Availability](#)

Front & rear seat cover set 1968-72

Single colour Basket Weave Vinyl. Black with black piping

J60948 113431130..... [Call For Availability](#)

Front & rear seat cover set 1973 only

Single colour Basket Weave Vinyl. Black with black piping

J60949 113431131..... [Call For Availability](#)

Front & rear seat cover set 1974-79

Single colour Basket Weave Vinyl. Black with black piping

J60950 113431132..... [Call For Availability](#)

TMI front & rear seat cover set 1958-64

Single colour Basket Weave Vinyl. Specify colour when ordering.

J21674 113431123..... [Call For Availability](#)

TMI front & rear seat cover set 1965-67

Single colour Basket Weave Vinyl. Specify colour when ordering.

J21675 [Call For Availability](#)

Seat Side Covering 1972 on

Fit all Beetles with seats that have a three point mounting.

J18595 [Call For Availability](#)

Right front seat hinge cover (with hole) 1976 onwards

Also fits T2, Golf MK1, Jetta MK1, Scirocco MK1

J21174 171881480B01C..... £9.50

Left front seat hinge cover (without hole) 1976 onwards

Also fits T2, Golf MK1, Jetta MK1, Scirocco MK1

J21175 171881477C 01C..... £9.50

Right front seat hinge cover (without hole) 1976 onwards

Also fits T2, Golf MK1, Jetta MK1, Scirocco MK1

J21229 171881478C..... £10.50

Left front seat hinge cover (with hole) 1976 onwards

Also fits T2, Golf MK1, Jetta MK1, Scirocco MK1

J21230 171881479B..... £10.50

Ivory Seat Adjustment knob 1949-65

Screw fit ivory seat adjustment knob. Sold each

J20787 111881251A..... £8.00

Seat Adjustment knob 1949-1965

Seat Adjustment knob in black

J21634 111881251B..... £9.00

Beetle 76-79 & Golf Mk1 74-83 Seat Recliner Rotary Knob

Beetle 76-79 & Golf Mk1 74-83 Seat Recliner Rotary Knob.

J21267 171881671041..... [Call For Availability](#)

VW Beetle Seat Tilt Knob Guide 68-79

Beetle Seat Tilt Knob Guide surround trim for years 68-79

J21546 113881607 01C..... £1.25

Beetle Seat Tilt Knob, Clip & Guide Kit

Beetle Seat Tilt Knob, Clip & Guide Kit. Years 68-72

J21647 [Call For Availability](#)

Guide Piece for Seat Rail 1972 to 1979

Sold as singles Two required per seat.

J19907 321881203..... £3.30

Plastic Seat Runner 1971-1972

2 required per seat, sold each.

J20923 113881213..... £6.50

Plastic Seat Guide 1973 on

2 required per seat. Sold each

J20954 111881213..... £4.00

Rear Seat Strap Hook 1950 onwards

Used with the seat strap J20596 to hold the back seat in place.

J20955 111885561..... £7.25

Rear Seat Strap 1952-1967 and all 1200cc Models up to 1973

Used with seat hook J20955 to hold the back seat in place.

J20956 111885583S..... £5.75

Rear Seat Strap Plate 1952-67 and all 1200cc up to 1973

Holds the seat strap J20596 to the back of the seat.

J20957 111885589..... £6.50

Rear Seat Securing Bolt 1956 on

Two required per seat. Sold each

J20958 111885591..... £5.25

Rear Seat Backrest Stop 1958-1971

Two required per seat. Sold each

J20994 113885553..... £3.00

Rear Seat Release Bracket VW Beetle 1965 >

Rear Seat Release Bracket VW Beetle 1965 >

J27658 [Call For Availability](#)

Dowel pin for seat hinge cover for VW Beetle and Mk1 Golf

Dowel Pin, for seat hinge cover

J61939 171881500..... £2.50

Door Trims & DIY Trimming Panels & Kits

Cream interior panels 1968 onwards including 1302/1303

With elasticated pocket on the nearside door.

J18589 £79.50

Black interior panels 1968 onwards including 1302/1303

With elasticated pocket on the nearside door.

J27869 £79.50

Interior Door Trim Clip (Pack of 25) 1950 on

These interior trim clips are used in all Beetles, 1950-1998.

J10562 N0143893..... [GENUINE](#) £8.25

Door Card Bung (Set of 25) 1972 on

For interior trim, 1972 on and exterior trim on pre 1967

J10563 113857219A..... £9.25

Beetle Interior Door Pull 68-72

Beetle Interior Door Pull 68-72

J21517 111867171D..... £21.00

Product Key: Many items in this catalogue feature abbreviations or icons after the part number. These offer additional information on the product that you will find useful.

ik
Exclusive to Just Kampers


Made in the UK

GENUINE
PARTS & ACCESSORIES
Genuine VW part

Front Armrest for VW Beetle inc 1303

Beetle Interior Door Pull and armrest 68-72

J27621 113867171F.....£21.50**Window winder and inner door handle spring**

Fits Beetles from 1950 onwards

J20950 111837229C.....£3.65**Door Trim Removal Tool**

Avoid damaging your door cards when removing them

J11401£8.00**Headlining Kits & Sunvisors****Headlining 1968 onwards including 1302 & 1303**

Does not fit 1200 basic models.

J18599£79.50**Rear Interior Air-Vent Trim 1972-79**

Fits behind the rear side windows. 6 required. Sold each

J63685 311819465A.....£2.50**Seal for Steel Sliding Sunroof, Beetle 1965 on**

Seal at rear of sliding sunroof. Genuine VW. Years 64-77

J21587 117877209A.....£22.75**Sunroof cover hold down plate 1956-63**

Cover hold down plate for full length sunroof. German Made.

J61228 115875553.....£22.75

Call For Availability

**Sliding Sunroof Repair Kit 56-63**

Repair kit for sliding sunroof with rolls. German Made. Years 56-63.

J61230 115898001.....£22.75

Call For Availability

**Beetle Center Guide for Sunroof Cable**

Beetle Center Guide for Sunroof Cable

J21140 117877369A.....£34.00**Front Felt Seal 64-77**

Felt seal at front of sliding sunroof. Model years 64-77.

J61270 117877223C.....£27.75**Rear Sunroof Felt Seal for VW Beetle 64-77**

Felt seal for rear of sliding sunroof. Genuine VW. Years 64-77.

J61271 117877225B.....£23.00**Sunroof Seal for VW Beetle 1303**

Genuine VW. 1303 models only. Priced per metre.

J63801 411877209.....£51.50**Beetle Sunvisors 1958 to 1964**

Sold as a pair in white.

J15115 113857551A.....£39.75**Pair Of Sunvisors 1965-67**

Original off-white colour. Fits all Beetles 1965-67

J20807 113857551B.....£40.00**Pair Sunvisors In White/Cream Beetle Cabrio**

Pair cabrio-only interior sunvisors. Years 65-72.

J21516 151857551C.....£59.00

Call For Availability

**Sun Visor Clip 1968 on**

Sold as singles

J14883 133857561 581.....£4.75**Sunvisor Clip (Fixed Mounting) 1965 to 1967**

Sold as singles.

J10986 221857562.....£3.95**Ivory assist strap 1967-1977 Bug (non-convertible models)**

Off-white Bug, starting at chassis # 117290086) Fits either side.

J20677 113857611B.....£25.00**B Pillar Assist Strap 1958-67**

Off-white vinyl strap, made to the original spec. Sold each

J20678 113857611A.....£25.00**Ivory Coat Hook 1960-67**

Fits either side (excluding cabrio) Sold each

J20706 113857635A.....£3.90**Insure your Beetle with Just Kampers Insurance****Go online for a 60 second quote or call us on****0845 1256 257****justkampersinsurance.com****Ivory Coat Hook Beetle 1967 on**

These fit either side (excluding cabrio). Sold each

J20707 113857637B.....£5.00**B-Post Edging Strip (Grey) 1958-79**

Edging strip for the door post. Fits either side. Sold each

J21256 113881237.....£15.00**Blue External Sun Visor All Models Except 1303**

This fits on the outside above the windscreen

J19407 000072402.....£287.50**Red External Sun Visor All Models Except 1303**

This fits on the outside above the windscreen

J19408 000072402.....£287.50**Green External Sun Visor All Models Except 1303**

This fits on the outside above the windscreen

J19409 000072402.....£287.50**Smoke External Sun Visor All Models Except 1303**

This fits on the outside above the windscreen

J19410 000072402.....£287.50**Dash Tidies & Storage Solutions****Bamboo Dash Tray LHD only**

Bamboo and wicker dash tray supplied with fitting kit.

J14881£74.75**Retro tunnel storage rack**

Fits in front of the gear lever on Beetle, Karmann Ghia & Type 3

J21114£17.50**Elasticated Storage Nets (Pair)**

A bundle deal for two J12155 storage nets.

J13775£19.75**Elasticated Storage Net**

This useful pocket measures 320mmx215mm

J12155£11.00**Door Storage Pockets**

Sold as a pair 530mm long with can holder.

J12373£23.00**Door Storage Pockets**

Sold as a pair 350mm long with can holder.

J12374£24.00**Backseat Organiser Tidy (Black)**

Has deep pockets for useful storage. Easy fitting.

J12156£11.00

Call For Availability

**VW Beetle RHD Glove Box with Stereo insert**

Beetle RHD Glove Box Stereo Insert 68 on

J21473 112857101K7.....£21.50

Call For Availability

**Plastic glove box liner LHD**

Durable black plastic glove box liner for left hand drive only.

J21476 112857101K.....£21.50

Accessories

- Rear Parcel Tray 1968 on**
Moulded Rear Parcel shelf finished in black vinyl.
J18597 £89.00
- Rear window venetian blind 1957-64 (Ivory colour)**
Cool retro accessory that helps keep your interior cool.
J19387 000071521 £74.75
- Rear window venetian blind 1964-71 (Ivory colour)**
Cool retro accessory that helps keep your interior cool.
J19388 000071521 £83.75
- Rear window venetian blind 1964-71 (light green colour)**
Cool retro accessory that helps keep your interior cool.
J21337 [Call For Availability](#)
- Rear window venetian blind 1972-79 (light blue colour)**
Cool retro accessory that helps keep your interior cool.
J21338 [Call For Availability](#)
- Rear window venetian blind 1972 onwards (Ivory colour)**
Cool retro accessory that helps keep your interior cool.
J21437 000071521 £82.25
- Rear window venetian blind 1303 1973 onwards (Ivory colour)**
Cool retro accessory that helps keep your interior cool.
J21642 000071521 [Call For Availability](#)
- 12" Universal Surf Board Interior Mirror**
Glue is included to glue to the windscreen.
J64459 AC857506 [Call For Availability](#)
- Porcelain Bud Vase for VW Beetle and Split**
Porcelain bud vase with bracket for mounting to dashboard.
J60375 111018123 £20.50
- Suction-Mounted Bud Vase**
Can be used to hold a flower – or as a pen/pencil pot!
J11837 [Call For Availability](#) £5.00
- Billet Aluminium Dash Grab Handle 1958-67**
Crafted from billet aluminium.
J16639 £50.00
- Accessory Glove Box Pull Handle**
EMPI style glove box door pull.
J21512 111000120 £24.00
- Pair of stainless steel door corner scuff plates**
Protects your paint. Fits all Beetles. Requires screws to fit.
J60004 000063116 £15.75
- Pair of stainless steel door A-post trim plates**
Protects your paint. Note: Needs adapting to fit Cabrios.
J60014 000063115 £26.50
- Chrome defroster vent trims 1953-57**
Chrome trims for windscreen defroster vents. German Made.
J60346 111000111 £17.75

Accelerator Cables & Fittings

- Universal Accelerator Cable**
With both hook and loop ends this will fit most applications.
J19356 £10.25
- Accelerator Cable Beetle 1952 to 1957**
Accelerator Cable Beetle 1952 to 1957
J21201 111721555A £6.00
- Accelerator Cable 2650mm. Beetle & Karmann Ghia**
Beetle LHD 1957-65 / RHD 1957-60, Karmann Ghia 1957-67
J21462 111721555C £6.25
- Accelerator Cable (Right Hand Drive) 1965-71**
This GEMO quality accelerator cable fits Beetles 1965-71
J14605 114721555A £4.95

- Accelerator Cable (Left Hand Drive) 1966 to 1971**
All models, all engine size
J14607 111721555E £4.95
- Accelerator Cable (Right Hand Drive) 1971 on**
All models, all engine size
J14606 112721555 £5.25
- Accelerator Cable (Left Hand Drive) 1972 on**
All models, all engine size
J14608 111721555J £7.00
- Beetle 1303 Fuel Injection Accelerator Cable**
Beetle 1303 Fuel Injection Accelerator Cable
J21490 133721555B £9.75
- Accelerator Cable Bolt**
Can also be used to fit heater cables to heat exchangers.
J11439 111129859 £2.75
- Bolt for Accelerator Cable Barrel (J11439)**
This bolt fits our accelerator barrel J11439
J20003 N01020506 £0.35
- Carburettor Return Spring All Years**
Fits all 1200cc to 1600cc engines fitted with 30-34 pict carbs
J10346 113129881A £1.45
- Accelerator Cable Return Spring Kit 1946 to 1965**
Includes return spring, sleeve, spring seat and conduit.
J20671 111129000 £19.00
- Beetle > 65 Accelerator Cable Spring Seat**
Beetle > 65 Accelerator Cable Spring Seat
J21400 113129909 £3.00
- Accelerator Cable Guide Kit 1953-62**
Guides the accelerator cable through the engine bay.
J60529 111798109 [Call For Availability](#)
- Accelerator Cable Tube 1961 on**
Guides the cable through the fan housing.
J12580 043129893 £4.25

Clutch Cables & Fittings

- Clutch Cable 1963 to 1971**
2260 mm long clutch cable fits all from 1963 to 1971
J14419 113721335A £6.00
- Clutch Cable 1971 to 1974**
2281mm long clutch cable fits all from 1971 to 1974
J14420 111721335C £5.25
- Clutch Cable 1974 on**
2270mm long cable fits all from 1974
J14421 111721335E £6.75
- Clutch Cable Conduit 1955 to 1967**
GEMO quality clutch cable conduit fits all from 1955 to 1967
J14423 311721361 £5.75
- Clutch Cable Conduit 1971 to 1973**
GEMO quality clutch cable conduit fits all from 1971 to 1973
J14424 211721361D £9.25
- Clutch Cable Conduit 1972 to 1974**
Replacing your cable? It's worth checking for a worn conduit.
J10494 211721361D £5.25
- Clutch Cable Conduit 1974 on**
GEMO quality clutch cable conduit fits all from 1974 on
J14425 111721361E £5.75

Handy Hint

Remember to carry spare cables with you

It's worth while carrying a spare accelerator and clutch cable with you in the van. Due to the unusual length of the cables, Mr AA or RAC may not carry the right cables and it may not be possible to repair your broken one at the roadside.



Clutch Cable Wing Nut All Vehicles 1950 on
Replace your old seized nut.

J10500 131721349..... **£1.95**



Chassis Boot for Clutch, Throttle & Choke Cable
Fits the rear of floorpan where the cables exit the conduits.

J19475 111701293A..... **£15.25**



Exit Seal for Clutch Cable 1958-1971
Helps prevent dirt and dust getting into your pan.

J19480 111701293D..... **£8.75**



Rubber sealing boot for cables 1958 on
Rubber sealing boot for cables to pass through chassis.

J60984 113701293C..... **£5.50**

Handbrake Cables & Fittings



Handbrake Cable 1964 to 1967
Sold as singles, fits either side.

J14560 113609721L..... **£9.25**



Handbrake Cable 1967 to 1972
Sold as singles, fits either side.

J14561 113609721M..... **£8.25**



Handbrake Cable 1302 & Semiautomatic 1970 on
Handbrake cable fits all 1302 and semi automatic models.

J14611 113609721J..... **£9.75**



Handbrake Cable All Models Except 1302 & Autos 1972 on
Sold as singles, 2 required per vehicle

J14613 133609721..... **£7.75**



Hand Brake Lever Circlip 1956 onwards
2 required per car. Sold each.

J20726 N124601..... **£1.95**



Handbrake Cable To Handbrake Lever Plate 1965 on
Sits on top of the handbrake lever to allow for adjustment.

J20944 111711331..... **£8.00**

Heater Cables & Fittings



Ivory heater control knob 1952-55
Knob for adjusting heater boxes.

J61001 113711623..... **Call For Availability**



Heater Cable All Models 1964 to 1972
1435mm long fits all models including 1302.

J14614 111711717A..... **£4.05**



Heater Cable 1200-1300cc 1972 onwards
1365mm GEMO quality heater cable. Also fits 1303 models.

J14615 111711717D..... **£5.75**



Heater Cable / Accelerator Retaining Spring 1945 on
Used on the accelerator linkage, heater cables and fan flaps

J10085 211259283..... **£1.15**



Heater Cable Clamp Kit 1200 to 1600cc 1961 on
This heater clamp kit mounts the cable to the heater flap arm.

J10323 111298101A..... **£3.95**



Heat Exchanger Fit Kit (Nearside/Left) 1963 on
Contains all the parts you need to fit your cables.

J14603 043298103..... **£7.75**

Speedo Cables & Fittings



Speedo Cable (RHD) 1957 on Excluding 1303 & 1303
Beetle speedo cable fits all right hand drive from August 1957.

J14426 112957801J..... **£14.75**



Speedo Cable LHD 1957 on Excluding 1302 7 1303
Beetle speedo cable fits all left hand drive from August 1957.

J14427 111957801J..... **£15.75**



Speedo Cable Circlip 1946 on
This circlip retains the speedo cable to the drive cap

J10584 N0124342..... **£0.15**



Speedo Cable Hub Seal
Seal between the speedo cable and the front hub.

J60792 111957855B..... **£1.45**



Speedo Cable Grommet VW Beetle 1961 on
Fits the inner front wing preventing water entering the boot.

J20979 111957861..... **£6.25**

Accelerator Pedal & Linkage



Accelerator Pedal Cover 1958 onwards
Great value, original style accelerator pedal cover.

J14609 113721647A..... **£4.95**



Beetle Accelerator Pedal 1966 on
Fits all Beetles from 1966 onwards.

J18750 111721507F..... **£33.00**



Aluminium cruiser pedal 1946-57
Adapts the original roller style pedal into a flat pedal.

J20709..... **£138.25**



Accelerator Pedal Hinge 1958 on
Accelerator hinge fits all Beetles from 1958 on up.

J18783 111701535A..... **£7.00**



Accelerator Pedal Return Spring for VW Beetle 1958-79
Metal return spring for accelerator pedal. Years 58-79.

J63681 311721619..... **£1.20**



Accelerator Linkage Repair Kit 1958-1966
Springs & pins to repair a worn accelerator linkage.

J20946 111721615..... **£11.25**



Beetle Accelerator Pedal Kit 57-66
Beetle Accelerator Pedal Kit for years 1957-66

J21573 111798111..... **Call For Availability**



5mm Circlip For Door Pins etc
Accelerator pedal roller retaining clip VW Beetle 1966 on

J20724 N0124351..... **£0.60**

Pedal Rubbers



Pedal Pad Kit 1957 on
Kit includes clutch, brake, and accelerator pedal covers

J14870..... **£7.00**



Pair of brake/clutch pedal rubbers 1943-49
Exact reproduction of the originals with large VW logo.

J60355 111000134..... **Call For Availability**



Pair of early (1946-57) brake/clutch pedal rubbers
Exact reproduction of the originals with large VW logo.

J20945 111721373..... **£15.75**



Pedal Rubber Pad 1952 on
Sold as singles fits either brake or clutch pedal.

J11805 211721173..... **£1.45**



Brake pedal rubber for Automatic models.
Fits all pre 1971 Beetle, Ghia & Type 2 Automatic models.

J21435 311723173..... **£8.25**

Product Key: Many items in this catalogue feature abbreviations or icons after the part number. These offer additional information on the product that you will find useful.



Exclusive to Just Kampers



Made in the UK



Genuine VW part

or call our sales team on 0800 9156618

Bundle Deal

12v Dual-Charging Bundle Kit

This kit allows you to charge a 12v auxiliary battery

J14388 £30.00

ik



SAVE 10%

Batteries & Leads



Vehicle Battery 6 volt (56 Amp Hours)

Dimensions 171mm Length x 177mm Width x 225mm Height

J16862

Call For Availability



Vehicle Battery 6 volt (77 Amp Hours)

Dimensions 216mm Length x 170mm Width x 190mm Height

J16861

Call For Availability



Vehicle Battery 12 Volt (43 Amp Hours)

211mm Length x 175mm Width x 175mm Height

J16855 000915105DB

Call For Availability



Vehicle Battery 12 Volt (50 Amp Hours)

Dimension 242mm Length x 175mm Width x 175mm Height

J16856

Call For Availability



Vehicle Battery 12v (60Amp Hours)

Dimension 242mm Length x 175mm Width x 175mm Height

J16857 000915105DE

Call For Availability



Battery Clamp 1967 on

Original Equipment quality battery clamp

J11355 217915329 1

GENUINE

£9.00



Battery Earth Strap (41cm)

Has an eye at one end and a clamp at the other.

J11178 443971235D

ik

£12.25



Battery positive leisure battery lead 138cm (53")

Can also be used as a starter motor power lead.

J21385 211971228S

Call For Availability



Battery Positive Lead (103cm)

Features an eye at on end and a clamp at the other.

J11179

ik

£15.00



Chassis Earth Strap

Braided earth strap 28 cms long

J14187 111971237A

£8.75



Dual Charging Kit for All 12 volt models

Kit consists of relay, wiring and easy-to-follow instructions.

J10520 092VAG227

£25.00



Dashboard Solar Panel (1.5w)

keeps a battery topped up when your van or bus is not in use.

J13058 SOL10 111161

£23.00



Ring Twin 12V, USB 2A & Micro USB Can Multisolet Charger

Charges smart phones (except Apple) and most sat nav units.

J29100

Call For Availability

Fuse Boxes, Relays & Fuel Sender Units



Fuse Box Cover (10 way) for VW Beetle

Fuse Box Cover (10 Fuse Box Size)

J21195 111937555A

£9.00



Auxilliary (8 way) fuse box

Fuses not included.

J13312

ik

Call For Availability



Auxiliary Fuse Box 2 Pin

Auxiliary Fuse Box 2 Pin

J21193 111937041

£12.75



6-Way Auxiliary Fusebox

Don't forget to order your fuses (J13120) at the same time.

J11327 111937031

£9.00



VW Beetle Fuse Box / Relay Plate 12 Pole

VW Beetle Fuse Box / Relay Plate 12 Pole not for 1302/1303

J21390 111937505M

£59.75



Fuse Box Retainer Clip

Beetle, Ghia 61-72, Spilt 61-67 Fuse Box Retainer Clip

J21550 111937591

£2.50



Torpedo fuse (10 pack) 8 and 16 amp

Contains 5 of each fuse (8 amp and 16 amp)

J21264

Call For Availability



Torpedo Type Fuse Pack

1 Each of 2.5A & 5A & 25A Plus 4 x 8A Plus 3 x 16A

J13120

£4.00



5amp Glass Fuse

For use with J10933.

J11662 N0171211

£0.80



Versatile In-line Fuse Holder

Ideal for wiring-in accessories

J10933

£1.95



Beetle 1968-1971 RHD Wiring Loom

Wiring Loom for right hand drive vehicles with alternator

J21389 114971114C

£245.00



Complete wiring loom 1300cc 1972-1974

Fits all 1300cc Beetles from 1972 to 1974

J21733

£291.75



Wiring loom grommet. All years

Used where the wire passes through the rear bulkhead.

J21064 111971907

£4.00



Shielded spade connector

Fits all air cooled VW models

J20963 111937077

£5.00



3-way shielded spade connector

Fits all air cooled VW models.

J20964 111937079

£4.00



6 volt universal accessory relay 1947-66

Multiple pin configuration allows for universal application

J63720 311963139

£17.75



Headlamp Relay 1971 on

12v, five-pin, headlamp relay

J10161 111941583

£21.75



Indicator Relay 1970 on

12v, three-pin indicator relay

J10162 111953227D

£5.50



Hot Start Relay (12V)

Helps starting problems on older vehicles.

J12928 141951253B

£8.25



Indicator relay 12 Volt 4 Pin

Also fits 1955-60 Beetles converted to 12 Volt

J29374 211953215C

£18.75



6 volt indicator relay

For all Beetles from 1955 to 1966

J21120 111953225B

£36.50



Fuel Tank Sender 1961 to 1967

Fuel Tank Sender for Beetle 1961-67 (Not 1302/1303)

J16728 113919049C

£22.75



Fuel Tank Sender 1968 on Excluding 1302 & 1303

Fuel Tank Sender for Beetle 1968 Onward (Not 1302/1303)

J17014 113919049D

£32.75



VDO Fuel Sender

For custom tanks or retro fit with fabrication.

J11553 226801015001

£55.75























Fuel Tank Sender 1971 to 1979 1302 & 1303

This is the fuel tank sender for 1302/1303 models

J16727 113919051F

£44.75

Switches, Ignition Switches & Keys

	Dash Knob (Black) 1946 to 1966 Fits headlight and wiper switch ashtray J14332 113941541BK.....	£4.45
	Wash/Wipe Switch (Dash Mounted) 1966 on You may also need the fitting nut (J18756) J10180 141955517.....	£46.75
	Headlamp Switch 1967 on May require slight modification to the wiring to fit J10189 211941531E.....	£27.75
	Hazard Light Switch 1968 to 1973 knob and escutcheon nut are sold separately. J14206 211953235A..... <small>GENUINE</small>	£22.75
	Interior Light Switch 1961 on Sold as singles, fits either side. J10536 113947561H..... <small>GENUINE</small>	£1.75
	Push Button Switch for General Use Waterproof switch with a 101 uses. J11465 00-9367-0.....	£9.00
	Dimmer Switch 1953 to 1965 This is the floor mounted foot switch type J14204 111941561B.....	£24.75
	Hazard Warning Switch Knob 1968 to 1973 Simply screws straight into the switch. J14209 111953245..... <small>GENUINE</small>	£11.75
	Hazard Warning / Headlamp Switch Escutcheon Nut 1968 on This 10mm nut fits all headlight and hazard switches. J18756 111941515.....	£6.75
	Hazard Warning Switch Escutcheon Nut 1968 on 14mm nut for dashboard mounted switches. J14216 111941515A..... <small>GENUINE</small>	£5.25
	Ignition Starter Switch 1967 to 1970 Made from steel, this ignition switch is supplied with wiring J10517 311905865A.....	£23.75
	Ignition Switch 1968 on Made from nylon, this ignition switch has push-on connectors J10171 111905865L.....	£13.75
	Ignition Switch and Loom 1970 to 1971 The loom includes a parking light facility J10201 111905865F.....	£28.75
	Indicator Switch 1970-1975 Please check you year and model for fitment. J19433 111953513C.....	£36.75
	Indicator Switch 1971 on Please check you year and model for fitment. J19434 111953513F.....	£37.25
	Indicator Switch 1967 to 1970 Please check you year and model for fitment. J19435 311953513B.....	£39.75
	Indicator Switch - Grey Please check you year and model for fitment. J19437 113953517B.....	£240.75
	Indicator Switch - Off White Please check you year and model for fitment. J19438 141953517C.....	£114.50
	Indicator Switch - Black Please check you year and model for fitment. J19439 141953517F.....	£166.00
	Wiper Switch 1973 on Operates the washers and wipers J19466 111953519G.....	£67.75

or call our sales team on 0800 9156618

Staff and their cars

Ian

Export Department
1970 Circuit Racing
Beetle

K



Q&A

Spec.

126bhp, 1285cc Race Engine.
CSP disc brakes all round

Any Future Plans?

Less weight & a new 1298cc
engine with more power!

Years Owned?

10 years

Other VW's Owned?

Mk4 Golf

Ignition switch for column 1953-67 Beetle

Ignition switch for column 1953-67 Beetle

J21155 111905865D..... **£23.00**

Ignition Lock & Keys for VW Beetle 1958-67

Dashboard mounted ignition switch and keys. Vehicle years 58-67.

J60720 111905803D..... **£26.75**

Steering Wheel Lock with switch and keys 1961-67

Accessory steering wheel lock. Genuine VW accessory.

J60721 111905851HS.....

Call For Availability

Ignition Lock Barrel for T2 1970-1979

Supplied with two keys.

J10676 211905855C..... **£17.50**

Ignition Lock Barrel 1968 to 1970

Supplied with two keys.

J19505 113905853..... GENUINE **£23.00**

Engine Switches & Senders

Oil Pressure Switch All engines 1960 on

0.15-0.45 Bar fits all models.

J10513 021919081B..... **£3.05**

Voltage Stabiliser Fuel Gauge 1967 on

12 volt fuel gauge voltage stabiliser.

J11083 113957099A..... **£28.75**

VDO Oil Pressure Sender

VDO oil pressure sender twin terminal for gauge and light.

J11554 360081030001..... **£58.25**

VDO Oil Temperature Sump Sender Unit

Oil temperature sump sender used with gauge kit (J11686).

J11555 323801012002..... **£18.25**

Oil Temperature Dipstick Sender

435mm oil temperature dipstick sender fits all models

J11572 5573..... **£44.50**

Cylinder Head Temperature Sensor

Fits all injection engines from 1975 on

J15344.....

Call For Availability

Bundle Deal

Service Kit 1972 on

A engine service bundle kit for all engines from 1972

J18548

Bundle Kit Price £87.75

SAVE 10%



Bundle Deal

Vacuum Advance Distributor Bundle Kit 12 volt 1960 on

A ignition kit bundle deal

J18815

Bundle Kit Price £116.00

SAVE 10%



Ignition, Spark Plugs & HT Leads



6 Volt Bosch Coil Sticker 1946 to 1966

Original design '6 Volt' Bosch coil sticker.

J15075

£3.00



1 Bosch 6 volt high power coil

Suitable for all 6 volt engines.

J21105

£69.75



1 Bosch Ignition Coil for All 12 volt

Suitable for earlier vehicles with 12v conversions

J11507 043905115AC

£27.75



1 Beru Ignition Coil for All 12 volt

Suitable for earlier vehicles with 12v conversions

J11507A 043905115AC

Call For Availability



1 Flame Thrower Ignition Coil 12 volt

A performance high voltage coil.

J16765

£40.75



1 Petronix Flame Thrower Ignition Coil 3.0 Ohms 12 volt

For use with the Pertronix Ignitor 1.

J19673

£50.75



1 Petronix Flame Thrower Ignition Coil 0.6 Ohms Epoxy Filled

12v coil to go with the Pertronix Ignitor 1 Electronic ignition

J19686

£55.00



1 Petronix Flame Thrower 2 Coil 0.6 Ohms Epoxy Filled

High output coils can benefit virtually any distributor system.

J19688

£65.00



1 Petronix Flame Thrower Chrome Ignition Coil

Petronix Coil 3.0 Ohm Chrome (Oil Filled/ 12 volt)

J19685

£44.50



1 Petronix Flame Thrower 2 Chrome Ignition Coil 0.6 Ohms

12v coil for the Pertronix Ignitor 2 Electronic ignition.

J19687

£53.50



Coil Clamp Bracket

Coil Clamp for any vehicle with a standard round coil

J20443 111905115

£5.00

Handy Hint

Which condenser and points fit my distributor?



J10198 has a **ROUND** bung that fits through the **BOTTOM** of the distributor.



J10197 has a **ROUND** bung that fits through the **SIDE** of the distributor.



J10199 has a **SQUARE** bung that fits through the **SIDE** of the distributor.



J10515 has a **CRANKED** spade connector on the points wire.

J10167 has a **STRAIGHT** spade connector on the points wire.

009 distributors use condenser J10197 and points J10515.



2 Pertronix Black 7mm HT Lead Set

A set of high performance 7mm plug leads.

J19675

£54.75



2 Pertronix Blue 7mm HT Lead Set

A set of high performance 7mm plug leads.

J19676

£54.75



2 Pertronix Red 7mm HT Lead Set

A set of high performance 7mm plug leads.

J19677

£54.75



2 Pertronix Yellow 7mm HT Lead Set

A set of high performance 7mm plug leads.

J19678

£50.00



2 Pertronix Red 8mm Universal HT Leads

5x 8mm wires with the correct ends for all aircooled engines.

J19692

£59.50



2 Blue 8mm HT Leads (for Pertronix Billet Distributors only)

5x 8mm wires with ends for Pertronix billet distributor

J19693

£59.50



2 Red 8mm HT Leads (for Pertronix Billet Distributors only)

5x 8mm wires with ends for Pertronix billet distributor

J19694

£59.50



2 Yellow 8mm HT Leads (for Pertronix Billet Distributors only)

5x 8mm wires with ends for Pertronix billet distributor

J19695

Call For Availability



2 Pertronix Black 8mm Universal HT Leads

5x 8mm wires with the correct ends for all aircooled engines.

J19689

£56.25

Bundle Deal

W8AC Short Reach Spark Plug (Set of 4)

W8AC is the standard fitment for all aircooled VW engines.

J13138

Bundle Kit Price £8.25

SAVE 10%



- 2 Pertronix Blue 8mm Universal HT Leads**
5x 8mm wires with the correct ends for all aircooled engines.
J19690 **£51.00**
- 2 Pertronix Red 8mm Universal HT Leads**
5x 8mm wires with the correct ends for all aircooled engines.
J19691 **£56.00**
- Ignition lead clip 1961 onwards**
Secures the ignition leads to the fan housing.
J20760 113905451A **£2.40**
- 3 Spark Plug Air Seal All Engines**
Fits the plug leads and seals the air flow over the engine.
J10200 111905449A **£1.30**
- 4 Spark Plug Cap All Engines 1950 on**
Simply screws on to your existing, copper core, plug lead.
J10497 1139035255A **£1.55**
- 5 Distributor (With Vacuum Advance) 1961 on**
Original Bosch unit, complete with cap, points, rotor arm.
J12577 113905205AN **£58.75**
- Alternative Quality 009 Distributor**
Supplied complete with points condenser cap and rotor.
J13331 126903205 **£53.00**
- Vacuum advance distributor for O.E electronic ignition VWs.**
Fits Mexican Beetles & Brazilian Type 2 with Air Conditioning.
J21277 043905205 **£95.00**
- Pertronix Vacuum Advance Distributor (with Ignitor)**
Featuring a vacuum advance with a tailored advance curve
J19697 **£170.50**
- Pertronix 009 Style Distributor (with Ignitor Built In)**
A performance distributor with a pre fitted ignitor.
J19698 **£154.75**
- Pertronix 009 Style Distributor (with Ignitor 2 Built In)**
Requires 'resisted core' wires. Do not use solid core wires.
J29341 **£236.25**
- Billet Distributor (with Built In Ignitor 2) 12 volt**
Factory fitted with a Ignitor 2 electronic ignition.
J19696 **£292.75**
- 6 Distributor Clamp 1955 on**
A OEM distributor clamp. Fits all 1200 to 1600cc
J16893 113905250 **£4.95**
- Distributor Base Clamp Bolt**
Fits all standard distributors. Used across the model range.
J64582 N0103467 **£1.45**

Bundle Deal**009 Ignition Kit 12 Volt 1200-1600cc**

Kit contains 4 x W8AC plugs;
009 distributor, seal; and coil.

J11220

Bundle Kit
Price £110.75

**SAVE 10%****Bundle Deal****Ignition Lead & Spark Plug Set All years**

Set of 5 ignition leads supplied
with 4 free Bosch W8AC plugs

J10203

Bundle Kit
Price £37.50

**FREE SPARK PLUGS****Bundle Deal****Pertronix 009 Ignition Upgrade Kit**

Upgrade your old points
and condenser ignition

J19855

Bundle Kit
Price £173.75

SAVE 10%**Pertronix Vacuum Advance Ignitor Upgrade Kit**

Upgrade your old points
and condenser ignition

J19856

Bundle Kit
Price £173.75

**Pertronix 009 Distributor Upgrade Kit**

009 Distributor, Coil
& 7mm Lead Set

J19858

Bundle Kit
Price £234.00

**Distributor Base Clamp Nut**

Fits all standard distributor base clamp bolts.

J64587 N01100627**£1.15****7 Distributor Shaft Seal All Engines 1946 on**

A OEM quality seal.

J10614 111905261**GENUINE****£0.55****8 Distributor Cap 1964 to 1968**

This is the short cap with a 65.2mm diameter.

J15154 111905207C**£7.25****8 Distributor Cap All Engines 1967 on**

For standard and 009 distributors.

J10645 113905207C**£14.25****Beetle 25hp Rotor Arm To 1952**

Beetle 25hp Rotor Arm pre 1952

J27641 111905225**£19.00****9 Rotor Arm All Engines From 1968**

This Bosch rotor arm fits standard and 009 distributors

J10420 055905225B**£5.75****9 Rotor Arm 1964 to 1967**

Fits standard distributors

J15157 111905225F**£6.75****Rotor Arm 1971 on**

Bosch rotor arm features a 4500rpm cut-out.

J10195 211905225B**£17.25****10 Bosch W8AC Short Reach Spark Plug**

W8AC is the original fitment to all aircooled VW engines

J10119 W8AC**£2.35****10 Bosch W8CC Long Reach Sparkplug 1600cc 1967 on**

This 'long reach' plug has a 19mm-long thread.

J10713 W8CC**£1.75****Spark Plug Insert Set Of 4**

A quick solution to stripped spark plug threads.

J10864 00-4013-0**£6.50****11 Condenser for Beetle 1964 to 1970 1200cc up to 1974**

Round 'bung' shape and fits through the base of the distributor

J10198 311905295A**£7.50****11 Condenser 1970 to 1972**

Plug with round 'bung' and two flats

J10197 028905295C**£4.45****11 Condenser 1973 to 1979 and Bosch 009 Distributor**

Bosch condenser fits standard distributors and 009

J10199 028905295B**£8.25**

Product Key: Many items in this catalogue feature abbreviations or icons after the part number. These offer additional information on the product that you will find useful.













Exclusive to Just Kampers







Made in the UK







GENUINE
PARTS & ACCESSORIES

Genuine VW part

	Ignition Points 1960 to 1964 These are 2 piece ignition points.	J15155 111998057.....	£6.25
	Ignition Points 1964 to 1968 These are 2 piece ignition points.	J15156 111998059.....	£5.75
	Ignition Points for Beetle 1967 to 1974 Bosch quality ignition points.	J10167 111998063.....	£6.25
	Ignition Points 1970 on Bosch ignition points fits all engines from 1970 on	J10515 311998063.....	£6.75
	Ignition Points Screw (Size M4x6) Rounded screws cause problems when setting the dwell angle.	J10675 N0141212.....	£1.15
	Pertronix 009 Ignitor Kit 12 volt A self contained, maintenance-free electronic ignition unit.	J11677	£87.75
	Pertronix Ignitor Kit (12v) Distributor With Vacuum A self contained, maintenance-free electronic ignition unit.	J11678	£87.75
	Pertronix Ignitor 2 For 009 Distributors Replaces points on 009 distributors with 12volt ignition.	J19646	£143.75
	Pertronix 6v Ignitor (for 009 & 005 Distributors) Replaces points & condensor with maintenance free ignition.	J19681	Call For Availability
	Pertronix 6v Ignitor (Vacumn Advance Distributor) 1964-1968 Replaces points & condensor with maintenance free ignition.	J19682	Call For Availability

	Pertronix 6v Ignitor (Replaces 2 Part Points) 1964-1966 Replaces points & condensor with maintenance free ignition.	J19684	Call For Availability
	Pertronix 6v Ignitor (for Large Cap Distributors) 1964-1968 Replaces points & condensor with maintenance free ignition.	J19680	£151.75
	Pertronix 6v Ignitor (Replaces 2 Part Points) 1964-1968 Replaces points & condensor with maintenance free ignition.	J19683	£104.75
	Pertronix 12v Ignitor Large Cap Distributor 1964-1968 Replaces points & condensor with maintenance free ignition.	J19679	£141.50

Starter Motors

	Starter Motor (6 Volt) 1946 to 1966 Supplied as a complete unit with solenoid.	J14436 113911021B.....	£144.75
	Starter Motor (12volt) 1967 on Supplied with solenoid	J10159 311911023DX.....	£160.50
	Starter Motor D bolt M10 x 110 This is the top bolt that holds the starter in place	J15111 111199101.....	£4.25
	Gearbox Starter Motor Bush 12 Volt 1967 on Should always be replaced when changing your starter motor.	J11137 113301155.....	£0.70
	Starter Motor Conversion Bush (6 Volt to 12 Volt) Convert your 12 volt gearbox to accept a 6 volt starter motor.	J14440 113301155.....	£3.95
	Starter Motor Conversion Bush (12 Volt To 6 Volt) Convert your 6 volt gearbox to accept a 12 volt starter motor.	J14441	£4.25

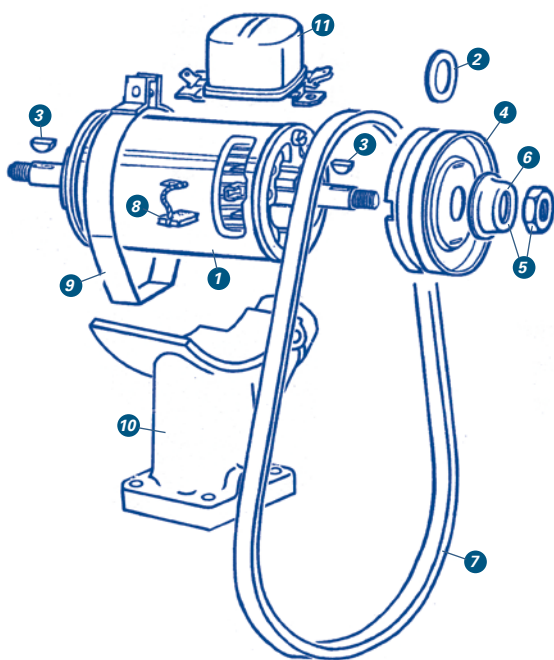
Alternators & V Belts

	Alternator (55 amp) 12 volt Conversion Kit 1960 on Upgrade and replace your dynamo with a 55amp alternator.	J11505	£169.25
	Alternator (75 amp) 12 Volt Conversion Kit 1960 on Upgrade and replace your dynamo with a 75 amp alternator.	J13448	£235.00
	6v Dynamo 1961-66 6v Dynamo - suitable for 61-66 models	J60711 111903021H.....	£284.75
	6v Dynamo 1966-67 1966-67 models only. This is the larger diameter at 105mm	J60712 111903021K.....	Call For Availability
	Dynamo 12 Volt 30 Amp 1967 to 1973 These are a new not reconditioned unit.	J14428 113903031P.....	£120.75
	Alternator (55amp) 1974 on This 55amp alternator has an internal regulator	J10157 043903023CX.....	£104.75
	Alternator (12 Volt / 60 Amp) A 60amp upgrade feature a internal regulator.	J14832	£158.25
	Alternator 75Amp 12 volt 1968 on A 75 amp alternator upgrade, with internal regulator.	J12581 043903023E.....	£188.75
	Alternator Backing Plate 1960 on Can be used for either a dynamo or an alternator.	J11096 043119261.....	£14.75

Handy Hint

Starter motor fault finding

Starter motor will not turn and the dash lights dim	Battery flat, possible dead cell	Charge the battery. If you are unsure of the condition, ask your local garage to test it for you.
Starter motor solenoid just "chatters" when key is turned	Bad electrical connections	Check all feed and earth connections. Clean all dirty or corroded connections with a wire brush or coarse sand paper. Replace damaged or corroded wires and connectors.
Starter motor will not turn and dash lights do not dim	Faulty starter/ignition switch	The mechanical switch that the key barrel turns can wear. Remove the plug and loom and see if you can start the vehicle with a screw driver in the plugs slot. If so, the slot has worn round and the unit must be replaced.
	Broken electrical connection	With an electrical meter check that the cables have continuity, replace a damaged loom.
Starter motor just spins and makes a grinding sound	The bendix gear is sticking	Remove the starter motor. It may be that the gear just needs cleaning where it runs on the shaft. If any major parts are worn, it is often cheaper to buy a recon starter motor.



Bundle Deal

75 Amp Alternator Conversion Kit

Upgrade and replace your dynamo with a 12volt 75amp alternator. 1960 on

J13448

Bundle Kit Price £235.00

55 Amp Alternator Conversion Kit

Upgrade and replace your dynamo with a 12volt 55amp alternator. 1960 on

J11505

Bundle Kit Price £169.25



- Cooling Fan Fit Kit**
Fan hub fit kit consists of the hub, nut and spacer
- J18026** 111119141A..... **£12.75**
- Cooling fan hub**
Fits 25hp-1600cc engines
- J21059** 111119123..... **£17.25**
- Cooling fan spacer**
Fits 25hp-1600cc engines
- J21060** 111119131..... **£3.00**
- Cooling fan spring washer**
Fits 25hp-1600 models
- J21061** 111119135..... **£3.50**
- 2 Dynamo or Alternator Shim All Models**
Sold as singles There are 10 shims used in total.
- J10522** 111903131A..... **£0.55**
- 3 Woodruff Key (For Alternator & Dynamo) 1655 on**
This fits alternator/dynamo shaft on pulley and fan end.
- J10888** N0127051..... **£1.95**
- 4 Dynamo or Alternator Pulley (12v) 1967 on**
All 12v engines and vehicles that had 12v conversions.
- J10017** 043903109..... **£8.75**

- 5 Dynamo & Alternator Pulley Nut & Washer 1955 on**
Chrome cone shaped spacer and smooth cap style pulley nut.
- J18153** 111903181..... **£4.45**
- 6 Dynamo/alternator pulley thrust washer 1950 onwards**
For all Aircooled engines up to 1600cc from 1950 on.
- J21510** 211903183..... **£4.25**
- 7 V-Belt (10mm x 900mm) Dynamo 1946 to 1974**
10mm x 900mm V-belt for 1200cc-1600cc engines with a dynamo
- J10208** 111903137D..... **£4.95**
- 7 Beetle Fanbelt pre 1954**
13x900mm fanbelt for pre 1954 Beetles
- J21227** 111903137..... **£18.25**
- 7 V-Belt (11.3mm x 912mm) All with Alternator 1974 on**
11.3mm x 912mm V-belt for 1200 to 1600cc with an alternator
- J10209** 111903137E..... **£4.95**
- Serpentine Pulley Kit (Black)**
These kits are designed for high R.P.M engines.
- J14340** 903003..... **£263.75**
- Serpentine Pulley Belt**
Replacement belt for serpentine pulley kits only.
- J16768** 903030..... **£23.50**
- 8 Dynamo Brushes (6 Volt) 1946 to 1966**
Sold as a pair.
- J14430** 111903515C..... **£5.25**
- 8 Dynamo Brushes 1200 - 1600cc 1967 on**
Sold in pairs fits all 12v dynamos.
- J10419** 111903515E..... **£4.85**
- VW Beetle Dynamo Inspection Hole Cover**
VW Beetle Dynamo Inspection Hole Cover
- J21557** 111903531..... **£7.25**
- 9 Stainless Steel T-Bolt Dynamo/Alternator Strap**
Fits all engines.
- J20448** 903402..... **£10.25**
- 9 Dynamo or Alternator Strap 1967 on**
Ensure that your dynamo or alternator is held down securely
- J10018** 113903141B..... **£5.25**
- 10 Alternator or Dynamo Stand 1960 on**
Can be used for either a dynamo or an alternator.
- J11095** 113101211G..... **£15.75**
- Voltage Regulator (50amp) 1200 to 1600cc 1973 to 1979**
To be used with 50amp alternators with an external regulator
- J10210** 043903803A..... **£23.25**
- Voltage Regulator 12 Volt 1967 on**
Suitable for all 12v dynamos.
- J10495** 211903803E..... **£40.25**
- Voltage Stabiliser Fuel Gauge 1967 on**
12 volt fuel gauge voltage stabiliser.
- J11083** 113957099A..... **£28.75**
- 11 Voltage Regulator Dynamo 1953 to 1966**
6 Volt 45 amp
- J14432** 113903801F..... **£59.75**
- Dynamo Wiring Boot 1950-1973**
Protects the positive terminal from accidental earthing.
- J20857** 113971901A..... **£5.75**

Product Key: Many items in this catalogue feature abbreviations or icons after the part number. These offer additional information on the product that you will find useful.



Exclusive to Just Kampers



Made in the UK



Genuine VW part

or call our sales team on 0800 9156618

Bundle Deal

Electric Washer Pump Kit 12 volt

washer pump, push-button switch, hose and wiring.

J11635

Bundle Kit Price £33.75



**SAVE
10%**

Wiper Blades, Motors & Switches

Beetle (nearside/left) wiper arm & wiper blade 1953-57
Beetle (nearside/left) wiper arm & wiper blade 1953-57
J21162 113955421A..... **£39.75**

Front wiper blades 1965 on
Bosch 11 inch wiper blades sold as singles.
J90017 111955425J..... **£7.25**

15" wiper blade 1303 Beetle 1973 onwards
Provides a more powerful wipe and is quieter in use.
J20388 8D9955427..... **£3.30**

Wiper Arm 1958 to 1964
Sold as singles, fits either side.
J18063 113955407B..... **£16.75**

Wiper Arm Grub 1965 to 1967
Grub screw fitting sold as singles, fits either side.
J14733 111955407D..... **£18.75**

OE quality wiper arm (offside / right) 1968-70
Original Equipment quality wiper arm 1968-70.
J18065 111955408..... **£17.00**

Wiper Arm (Offside/Right) 1972 on
Wiper arm with bolt fitting.
J14735 136955410..... **£17.00**

Call For Availability

Silver wiper arm (nearside/left) 1969 to 1972
Fits the nearside of 1969-72 Beetles.
J18068 111955407E..... **£19.25**

Silver wiper arm (offside/right) 1969 to 1972
Fits the offside of 1969-72 Beetles.
J18069 111955408A..... **£20.75**

Wiper Arm (Left / Nearside) 1972 on
Black nearside wiper arm for Beetles 1972 onward.
J18066 111955407H..... **£12.75**

Wiper Arm (Right / Offside) 1972 on
Black offside wiper arm for Beetles 1972 onward.
J18067 111955408H..... **£12.00**

Wiper arm cap nut 1970-72
Secures the wiper arm to the shaft
J21077 211955417A..... **£4.75**

Wiper Arm Cap 1972 on
Small, black plastic cap fits snugly over the retaining nut
J10084 133955435..... **£0.70**

Plastic Cap for Wiper Spindle 1970 on
Fits over the spindle nut and protects the spindle mechanism.
J11053 211955275A..... **£1.95**

Wiper Spindle Seal 1968 on
located between the front scuttle and outer spindle shaft.
J10012 311955261A..... **£1.95**

Wiper Spindle Seal 1958 to 1969
Sold as singles two required per vehicle.
J19482 111955261B..... **£2.75**

Wiper Spindle Seal 1958-1969
Seals the wiper spindle. 2 required per car. Sold each.
J20855 111955261A..... **£2.75**

Call For Availability

Wiper Spindle Seal 1303 Beetles 1972 onwards
2 required per vehicle. Sold each
J21217 133955261..... **£1.80**

Wiper Spindle Outer Washer 1970 onwards
Wiper spindle outer washer. Sold each
J21070 311955255..... **£1.50**

Wiper Spindle Nut 1970 on
This is the nut that holds the wiper spindle to the body work.
J12263 311955243A..... **£2.25**

Wiper Spindle Kit (Left)
Beetle 70-72 Wiper Spindle Kit Left
J16808 111998161C..... **£15.75**

Wiper Spindle Kit (Right)
Beetle 70-72 Wiper Spindle Kit Right
J16809 111998162C..... **£15.75**

Beetle 73-78 Wiper Spindle Kit Left
Beetle 73-78 (except 1303) Wiper Spindle Kit Left
J21413 111998161F..... **£29.50**

Beetle 73-78 (except 1303) Wiper Spindle Kit Right
Beetle 73-78 (except 1303) Wiper Spindle Kit Right
J21533 111998162F..... **£23.00**

Wiper Spindle Grommet Set 1946-1957
Set of two inner and two outer seals.
J20976 111955261..... **£14.50**

12 volt wiper motor conversion for 1952-64 Beetles
New 12v wiper motor in the old style housing for early models
J61167 113955113AX..... **£270.00**

Wiper motor cover 1952-1969
Fits all SWF wiper motors for Beetles from 1952 to 1969.
J20975 111955117..... **£19.25**

Wiper motor seal 1952-1969
Fits all SWF wiper motors as fitted to Beetles from 1952-69.
J20865 111955119..... **£19.25**

Call For Availability

Wiper Conversion (12 Volt To 6 Volt Drop)
Allows 6 Volt wipers to operate with a 12 Volt power supply.
J14192..... **£12.75**

Wiper Conversion (12 Volt to 6 Volt Drop) Variable Speed
Allows 6v wipers to operate with a 12v power supply.
J14193..... **£41.75**

Intermittent wash/wipe relay 1968-79
Electric relay for controlling wiper motor speed. Genuine VW.
J60787 111955531..... **£46.75**

Call For Availability

Wash/Wipe Switch (Dash Mounted) 1966 on
You may also need the fitting nut (J18756)
J10180 141955517..... **£46.75**

Windscreen Washer Hose
Sold by the half metre.
J10677 N0203011..... **£4.45**

Universal Washer Pump (12v)
Can be used in line in any system.
J11314..... **£13.75**

Washer Jet 1961 on
This is the washer jet for Beetles from 1961 onwards.
J15213 111955993A..... **£5.75**

Chrome Double Washer Jet 1961 on
This high quality double washer jet fits all 1961-79 Beetles
J16761 111955993..... **£8.75**

Glass Washer Bottle 1950 to 1960
A reproduction of the very sought after SWF glass bottle.
J19467..... **£93.75**

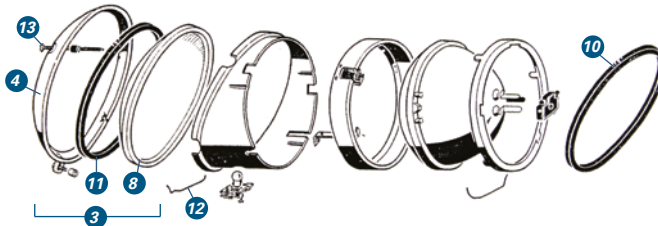
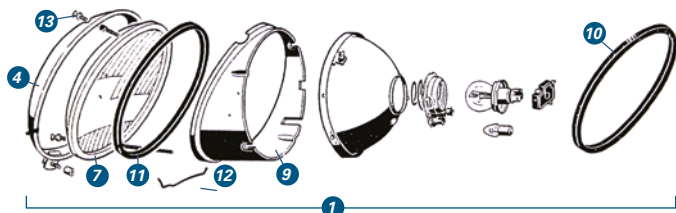
Product Key: Many items in this catalogue feature abbreviations or icons after the part number. These offer additional information on the product that you will find useful.

ik
Exclusive to Just Kampers

UK
Made in the UK

GENUINE
PARTS & ACCESSORIES
Genuine VW part

Shop online at justkampers.com

Headlight 1946 to 1960**Headlight 1946 to 1967 sealed beam (known as U.S spec)****Headlight 1961 to 1967****Headlight sealed beam 1968 onwards****Electric Windscreen Washer Kit 12 volt**

Supplied with mounting bracket, washer hose and switch.

J11634 15-2060-0..... **£20.00****Electric Washer Bottle Kit for VW Beetle 1302/03**

Electric Washer Bottle Kit for VW Beetle 1302 and 1303 only

J21723 111955453ES..... **Call For Availability****Headlights & Switches****1 Sloping Headlamp 1961 to 1967**

Designed for right hand drive vehicles.

J19418 111941039..... **£179.00****Headlamp (3-Screw) for Righthand Drive 1968 to 1972**

The lens reflector and rim are supplied with the unit

J10532 312941039D..... **£109.75****2 Hella H4 Headlamp (Best Quality, 1 Screw Rim) 1973 on**

Right Hand Drive headlight unit.

J12749 114941753H..... **£44.25****Headlight Reflector 1968-74**

Headlight reflector bowl (3 screw fixing)

J63706 311941151B..... **Call For Availability****3 US Spec Headlight Lens & Body 1946 to 1966**

Requires 1 x 7" head light conversion (J13644) to fit.

J14271 111941037C..... **£53.75****4 Best quality chrome headlamp rim 1961-1967**

Best quality headlamp rim. Fits either side.

J21698 111941111C..... **£28.75****Headlamp Rim (3-screw fitting) 1968 to 1972**

Please note, this rim is 'show chrome'

J10533 311941111A..... **£20.25****5 Headlamp Rim 1 Screw 1973 on**

These are best quality genuine Hella rims.

J17076 113941175..... **£24.00****6 Beetle Headlight Glass 1953-60**

Beetle Headlight Glass 1953-60

J21631 111941115A..... **Call For Availability****7 Beetle LHD Headlight Glass 1961-67**

Beetle LHD Headlight Glass 1961-67

J21630 111941115F..... **£45.00****7 Beetle RHD Headlight Glass 1961-67**

Beetle RHD Headlight Glass 1961-67

J21632 112941115A..... **£60.25****8 Porsche 911 RHD H4 Headlight Glass Lens**

Porsche 911 RHD H4 Headlight Glass Lens

J21431 912941115..... **£60.25****US Spec. Beetle Headlight Glass Lens**

US Spec. Headlight Glass Lens

J21730 111941115..... **Call For Availability****9 Headlight Frame 1961-67**

Brand new steel headlight frame. Fits either side.

J60743 111941153ASY..... **£25.00****Pair of headlight wiring tubes 1960-65**

Protects the wires from the headlight bowl to the inner wing.

J20968 111941185..... **£10.25****Headlight Drain Tube VW Beetle 1956 - 74 and Ghia**

Headlight Drain Tube VW Beetle and Ghia 1956 -74

J21434 141941147R..... **£7.25****Headlight Drain Tube Beetle 1960 on**

Drains headlight bowls. Sold each. fits either side.

J20969 111941187..... **£4.95****10 Head Light Seal (Housing to Vehicle Body) 1946 to 1966**

Sold as singles.

J14233 111941191..... **£3.95****10 Headlight unit seal 1946 to 1967**

Seal between headlight unit and body. Sold individually.

J60745 111941191..... **Call For Availability****10 Headlight to Wing Seal**

Suitable for all vertical headlight models. Sold individually.

J60740 111941129..... **Call For Availability****11 Head Light Seal Lens (To Housing) 1946 to 1966**

Sold as singles

J14232 111941119..... **£3.45****11 Headlight glass seal 1946 to 1967**

Seal between the headlight glass and headlight bowl.

J60738 111941119..... **Call For Availability****Headlight To Body Seal 1967-1972**

Sold as singles this seal will fit either side.

J21063 111941129..... **£6.75****Headlight Glass Seal 1968-74**

Headlight glass to headlight bowl seal. Sold individually.

J63705 311941119..... **£4.75****12 Headlight Glass Retainer Clip To fit Sloping Headlights**

Headlight reflector retaining spring. 7 required on each headlight

















J21700 111941125B..... **£1.45****12 Headlight retaining spring 1946-1966**

Requires seven per headlight. Sold individually.

J20965 111941125..... **Call For Availability****13 Stainless steel headlight adjusting screw 1946-1966**

No more rusty headlight screws. Sold individually.

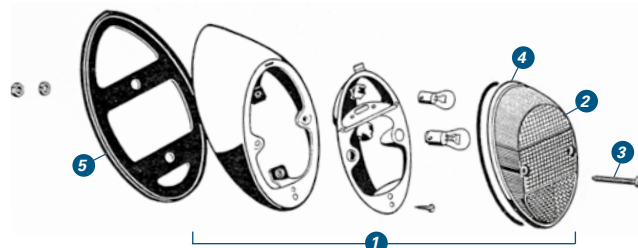
J20966 111941141..... **£2.40**

-  **Headlamp Rim Screw 1967 on**
Fits one- and three-screw headlamp rims
J10014 1113941183..... **£1.55**
-  **Headlight beam adjuster rubber mounting**
Sold individually. Suitable for all headlights.
J60741 111941147..... **Call For Availability**
-  **Headlight Mounting Kit 1946-1967**
6 piece rubber kit. One kit does one headlight.
J20967 111941147..... **£4.50**
-  **Headlight Retaining Screw**
Sold individually.
J64606 N0139612..... **£0.50**
-  **Chrome headlight fixing screw 1946 to 1967**
For securing headlight to the body. Sold individually
J60746 111941195..... **£4.75**
-  **Stainless Steel Eyebrows (Pair) 1968 on**
These attach between the headlight glass and rim.
J11146 00-6458-0..... **£16.75**
-  **Stainless steel headlamp stone guards 1946-1967**
Highest quality and designed and manufactured in the UK.
J20599 113941001..... **Call For Availability**
-  **Main Beam Bulb Holder 1961-74**
Fits all 61-74 models (not US-spec type). Sold individually.
J61507 131941159A..... **£9.50**
-  **Side Light Bulb Holder 1973 on**
Requires side light bulb J10655
J13113 533941669..... **£2.95**
-  **Headlight Bulb Plug and Loom 1961-74**
Headlight Bulb Plug and Loom. Fits Beetle & Karmann Ghia.
J21500 141941341A..... **Call For Availability**
-  **Head Light Pigtail (Heavy Duty 3 Prong)**
A 3-prong connector and wiring
J13011 16-2102-0..... **£4.95**
-  **Dimmer Switch 1953 to 1965**
This is the floor mounted foot switch type
J14204 111941561B..... **£24.75**
-  **Headlight Switch 1958-67**
Headlight switch knobs available separately.
J14392 311941531A..... **£23.75**
-  **Beetle 68-79 Headlight Switch Knob Cap Insert**
Beetle 68-79 Headlight Switch Knob Cap
J21286 111941543G..... **£3.50**
-  **Headlamp Switch 1967 on**
May require slight modification to the wiring to fit
J10189 211941531E..... **£27.75**
-  **Headlamp Relay 1971 on**
12v, five-pin, headlamp relay
J10161 111941583..... **£21.75**

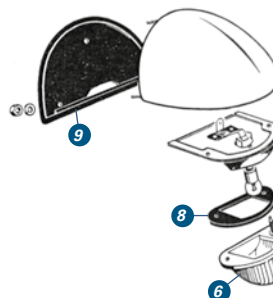
Rear, Side & Number Plate Lights

-  **Complete Tail Light Offside (Right) 1955 to 1961**
A complete unit with gasket.
J19419 111945096C..... **£145.75**
-  **Complete Tail Light Nearside (Left) 1955 to 1966**
A complete unit with gasket.
J19420 111945095C..... **£145.75**
-  **Tail Light Housing Unit Left for VW Beetle 55-61**
Outer metal shell for tail light unit. German made. Years 55-61.
J60760 111945215A..... **Call For Availability**

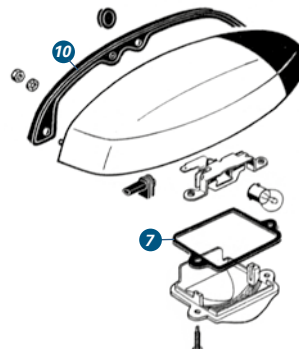
Rear light 1961 to 1967 (plus 1200cc up to 1973)














Number plate light 1958-63



Number plate light 1964-66



-  **Chrome Trim for Tail Light Unit 1955-61**
German made chrome surround for rear tail light units.
J60761 111945219..... **Call For Availability**
-  **Rear Light Mounting Bracket Offside (Right) 1955-61**
Fits the right side on all Beetles from 1955 to 1961
J21248 111945292..... **£17.00**
-  **Rear Light Mounting Bracket Nearside (Left) 1955-61**
Fits the Nearside (Left) on all Beetles from 1955 to 1961
J20864 111945291..... **£18.25**
-  **Rear Light Clip 1955-1961**
Sprung wire clip holds the rear reflector and lens. Sold each
J20863 111945245..... **£8.00**
-  **Rear Light Reflector 1955-1961**
Fits either side on all Beetles from 1955 to 1961.
J20821 111945231R..... **£18.50**
-  **Rear light bulb holder 1955-1961**
Sold individually.
J20812 111945261C..... **£20.00**
-  **TAILLIGHT SEAL, seals taillight to fender, for VW Beetle > 52**
TAILLIGHT SEAL, seals taillight to fender, for VW Beetle > 52
J21192 111945191..... **£26.75**
-  **Tail light to wing seal for heart shaped tail light 1954-55**
German made. Fits either side 1954-55.
J20823 111945191A..... **£57.75**
-  **Rear Light Seal 1955 to 1961**
Seal between light housing and wing.
J20822 111945191B..... **£9.75**
-  **Lower Rear Light Lens VW Beetle 1943-52**
Lower Rear Light Lens VW Beetle 1943-52
J21558 111945131..... **£27.00**
-  **Top heart shaped tail light lens, red, 1950-1953**
German made. Fits either side on 1950-54 Beetles.
J20819 111945121B..... **£32.00**

Product Key: Many items in this catalogue feature abbreviations or icons after the part number. These offer additional information on the product that you will find useful.



Exclusive to Just Kampers


















Made in the UK

GENUINE
PARTS & ACCESSORIES

Genuine VW part

Shop online at justkampers.com

-  **Rear Light Lens 1952-1954**
Plastic reproduction rear light lens.
J20820 111945241B..... **£35.25**
-  **Rear Light Lense 1955-1961**
Reproduction Hella lens. Fits either side 1955 to 1961.
J20816 111945241C..... **£35.25**
-  **1 Complete Rear Lamp Light (Nearside/Left) 1961 to 1973**
Fits all models 1961 to 1967 and 1200cc to 1973
J14449 111945095M..... **£41.75**
-  **Complete Rear Lamp (Offside/Right) 1961 to 1973**
Fits all models 1961 to 1967 and 1200cc to 1973
J14450 111945096M..... **£41.75**
-  **2 Rear Lens (Amber indicator) 1961-67 plus 1200cc to 1973**
Also fits 1200cc models up to 1973. Lens only.
J14452 111945241K..... **£7.25**
-  **2 Rear Light Lens (US Spec) 1962-73 plus 1200cc up to 1972**
With red indicator. Note: Not road legal for use in the UK.
J20817 113945241D..... **£9.50**
-  **3 Front Indicator And Rear Light Lens Screws 1962-67**
Set of four light mounting screws.
J20815 N0141341..... **£4.80**
-  **4 Chrome tail lightbezel 1961-67 & 1200cc up to 1973**
Fits either side. Sold each
J20811 111945117B..... **£7.00**
-  **5 Rear Lamp Seal 1961 to 1967 1200cc to 1973**
Fits either side.
J14453 111945191E..... **£5.75**
-  **Complete Rear Lamp (Nearside/Left) 1968 to 1973**
A complete unit with backing bulb holder and lens
J14455 111945095P..... **£42.25**
-  **Complete Rear Lamp (Offside/Right) 1968 to 1973**
A complete unit with backing bulb holder and lens
J14456 111945096P..... **£42.25**
-  **Tail Light Lens (Amber Indicator) 1968-73**
For 1300cc Beetle 1968-1973. Lens only.
J14451 111945241L..... **£12.25**
-  **Rear Light Lens (US Spec) 1968-73**
Red indicator lens. Note: Not legal for road use in the UK
J20972 111945241..... **£19.25**
-  **Beetle Tail Lens (US spec) 1968-72**
Genuine Hella. Red indicator lens. Not road legal in the UK
J21340 111945241H..... **£22.00**
-  **Set of 6 rear light lens screws 1968-70**
Enough to fit the tail light lens onto both rear light units.
J20814 N0441291..... **£4.80**
-  **Pair of rear light seal (lens to housing) 1968-72**
German quality seals between light housing & lens.
J20810 111945235C..... **£3.00**
-  **Rear Lamp Seal (Nearside/Left) 1968 to 1973**
Tombstone style rear light
J14457 111945191A..... **£10.25**
-  **Rear Lamp Seal (Offside/Right) 1968 to 1973**
Tombstone style rear light
J14458 111945192A..... **£10.25**
-  **Rear Lamp to Wing Seal Left Side Beetle**
Rear Lamp to Wing Seal Left Side Beetle 1968 to 1973
J21399 111945191G..... **Call For Availability**
-  **Complete Rear Lamp 1303 1972 on**
Fits either side
J14459 135945223C..... **£22.75**
-  **Complete Rear Smoked Tail Lamp 1972-79**
Complete rear smoked lamp 1972-79.
J61587 BAA945095ASR..... **£30.00**

-  **New-Beetle Style Tail Lights 1973 on**
Fits 'Elephants Foot' style rear light housings.
J64353 945001..... **Call For Availability**
-  **Beetle Illuminated Flag Pole**
Beetle Illuminated Flag Pole
J21566 111000098..... **Call For Availability**
-  **Number Plate Light Lens 1943-52**
Genuine Hella clear lens for number plate light unit
J60748 111943121..... **Call For Availability**
-  **Inner Brake Lens for Number Plate Light 1943-52**
German made inner brake light lens for number plate light unit.
J60750 111943123..... **Call For Availability**
-  **Number plate light lens Oct 1952-57**
German plastic reproduction, markings as original
J20767 111943121AGR..... **£23.00**
-  **Number plate light lens Oct 1952-57**
Reproduction number plate light lens.
J20768 111943121A..... **Call For Availability**
-  **6 Number Plate Light Lens 1958-1963**
German made reproduction with original markings and flutes.
J20970 111943119..... **£29.00**
-  **Number Plate Light Lens 1967-79**
Brand new Hella number plate light lens with gasket and screws.
J63708 311943121A..... **£7.50**
-  **7 Number Plate Light Seal 1964 on**
Prevents dirt and moisture from getting in.
J21032 311943131..... **£4.00**
-  **8 Number Plate Light Lens Seal 1958-63**
Rubber seal for number plate light lens into light housing.
J60751 111943131B..... **£10.25**
-  **Number Plate Light Unit Seal 1943-52**
German made rubber seal for rear number plate light unit.
J60752 111943191..... **Call For Availability**
-  **Number plate light housing seal 1952-57**
Seals between number plate light housing & engine lid.
J20766 111943191A..... **£9.75**
-  **9 Number plate light housing seal 1958-1963**
Seals between number plate light housing & engine lid.
J20764 111943191C..... **£9.00**
-  **10 Number plate light housing seal 1964-66**
Seals between number plate light housing & engine lid.
J20765 111943191D..... **£7.25**
-  **Number Plate Light Seal (1967)**
Fits between the number plate light and the engine decklid.
J19441 111943191E..... **£7.00**

**Insure your Beetle with
Just Kampers Insurance**

**Go online for a 60
second quote or
call us on**

0845 1256 257







justkampersinsurance.com




Indicators & Switches

-  **Semaphore unit 1953 to 1960**
Will not fit Split window or Convertible Beetles.
J60771 111953021FR **£155.00**
-  **Semaphore lens 1947 to 1960**
Semaphore indicator lens fits either left or right.
J60782 111953601 **£81.50**
-  **Semaphore Lens 1954-1960**
Beetles from 1954-60 excluding Cabriolets. Fits either side.
J20791 111953601EO **£80.00**
-  **Amber Front Indicator Lens 1955 to 1957**
Bullet indicator lens sold as singles fits either side.
J14247 111953161A **£19.75**
-  **Clear Front Indicator Lens 1955 to 1957**
Bullet indicator lens sold as singles fits either side.
J14248 111953161C **£8.75**
-  **Front Indicator Seal 1954 to 1957**
Sold as singles, two required per vehicle.
J14235 111953165 **£9.75**
-  **Bullet Front Indicator Wiring Conduit (US Spec) 1955-57**
Protects the back of the bulb holder.
J20973 111953175 **£17.75**
-  **1 Complete indicator assembly 1957-63**
Genuine Hella. Best quality chrome and lens on the market.
J61163 113953041 **£59.25**
-  **1 Clear front indicator complete unit 1957-63**
Front Indicator Complete Unit Beetle 1957-63 Clear with Seal
J21313 113953041A **£66.00**
-  **2 Chrome front Indicator Housing 1958-1963**
Fits either side on all Beetles from 1958 to 1963.
J20876 113953163 **£27.25**
-  **3 Front Indicator Base 1958-1963**
Base and bulb holder. Fits either side.
J20687 111953051A **£25.00**
-  **Front indicator screw set 1955-1967**
4 screws for mounting both 'bullet style' front indicators.
J20688 N108661 **£2.40**
-  **4 Amber Indicator Lens 1958 to 1963**
Sold as singles, fits either side.
J19048 113953161A **£8.25**
-  **4 Clear Indicator Lens 1958 to 1963**
Sold as singles fits either side.
J16834 111953161A **£17.75**
-  **5 Pair of front Indicator seals 1958-1963**
Front indicator to wing seals. 1958 to 1963.
J20974 111953193 **£14.50**
-  **6 Front Indicator 1963 to 1974**
A complete unit with bulb holder and amber lens.
J14442 113953041J **£46.25**
-  **VW Beetle 63-74 Clear / Silver Grey Indicator Lens**
Beetle 63-74 Clear / Silver Grey Indicator Lens
J21447 111953161D **£15.50**
-  **7 Front Indicator Housing Screw 1958-1969**
Made from stainless steel. 1958 to 1969
J20971 111945185 **£1.45**
-  **Indicator Rubber Seal 1963 on**
Sold as singles
J14853 111953193E **£14.00**
-  **8 Front Indicator 1974 on**
Bumper mounted unit fits either side.
J14443 111953055 **£14.25**









-  **Amber Indicator Lens for VW Beetle 74-79**
Indicator lens for bumper mounted indicator units Years 74-79
J60773 111953141 **£8.50**
-  **6 volt indicator relay**
For all Beetles from 1955 to 1966
J21120 111953225B **£36.50**
-  **6 volt indicator relay 1955-1964**
An old style unit using up to date electronics.
J20828 111953185BWW **£20.00**
-  **Indicator Relay 1970 on**
12v, three-pin indicator relay
J10162 111953227D **£5.50**
-  **Hazard Light Switch 1968 to 1973**
knob and escutcheon nut are sold separately.
J14206 211953235A **£22.75**
-  **Hella 12 volt hazard light kit**
Retro fits to any early VW that has been converted to 12v.
J21621 111998107A **Call For Availability**

Interior Lights & Switches

-  **Interior light lens 1943-1952**
Interior light lens for all Beetles 1943 to 1952.
J21576 113947105 **£20.00**
-  **Interior Light 1952-1969**
Reproduction Hella style interior light with chrome trim.
J20713 111947111C **£8.75**
-  **Interior Light Switch 1961 on**
Sold as singles, fits either side.
J10536 113947561H **£1.75**
-  **Seal For Interior Light Switch (On Door Pillar) 1967 on**
Fits under the switch on the door pillar, fits either side.
J12733 113947565A **£2.75**

Bulbs

-  **Headlight Bulb (6 Volt) 1961 to 1966**
A 6 volt Halogen bulb.
J14444 N0177051 **£8.25**
-  **423 Head Lamp Bulb 6V 45/40W Type 2 & Beetle**
423 Head Lamp Bulb 6V 45/40W Type 2 & Beetle to 1967
J21422 N0177051 **£5.00**
-  **Headlamp Bulb (410) 12 Volt 1967 on**
12v 45/40w standard headlamp bulb
J10653 N0177053 **£2.75**
-  **Halogen Conversion Bulb 12 volt 1967 on**
12v, 60/55w, it provides a brighter light for your vehicle.
J10654 941VAG012B **£5.75**

-  **Side Light Bulb 12 Volt 1967 on**
12volt, 4watt used in side lights
J10655 N0177172..... **£0.50**
-  **Rear Light Bulb 6v 5W VW Beetle 1946 to 1966**
Rear Light Bulb 6v 5W VW Beetle 1946 to 1966
J27650 **Call For Availability**
-  **Stop/tail light bulb (6v) 1946-1966**
This stop/tail light bulb (6v)
J14447 N0177381..... **£1.45**
-  **Stop / Tail Light Bulb 6v 21/5W(384)**
Fits Beetle, Type 2 Splitscreen, Karmann Ghia, Type 3
J21419 **£2.00**
-  **Stop Tail Bulb (12v 21/5w) 1967 on**
This dual filament, 12v, 21/5w 380 bulb.
J10660 N0177382..... **£0.65**
-  **Indicator Bulb (6v) 1946 to 1966**
Ring Automotive 6v indicator bulb
J14446 N0177311..... **£1.45**
-  **Indicator Bulb (12v, 21w) 1967 on**
This single filament, 12v, 21w 382 bulb
J10659 N0177322..... **£0.50**
-  **Indicator Bulb Orange (12v 21w)**
A single filament 12volt orange bulb.
J11358 **£0.80**
-  **Number Plate Light Bulb (6 Volt) 1946 to 1966**
This numberplate light bulb (6v) 1946-1966.
J14448 N0177181..... **£3.70**
-  **Number Plate Lightbulb 12 Volt 1967 on**
12v, 10w, Number plate light bulb
J10656 N0177192..... **£0.90**
-  **Interior Lightbulb (12v, 10w) 1967 on**
12v, 10w, 261, festoon bulb
J10658 N0177232..... **£1.15**
-  **Dash light bulb 6 vol 1.2 watt**
Bayonet bulb (282)
J21420 N0177221..... **£2.50**
-  **Dashboard Bulb 12 Volt 1967 on**
12v, 2w, 281 dashboard bulb
J10657 N0177222..... **£1.40**
-  **Dash or Switch Bulb (12v) 1968 on**
12v, 1.2w, capless bulb
J11037 N0177512..... **£0.25**

Spare Bulb Kit for 12 volt 410 Bulbs 1967 on

Check before ordering if you have halogen or standard bulbs

J11072 **£4.95**



Handy Hint

My indicators flash too fast!

Switch the hazards on...If the relay now clicks at the correct rate, see if all four indicators are working. You will probably find one isn't. Check for a blown bulb. If the bulb is OK, check and clean the electrical connections, especially the earths. If the hazards still flash too fast and there are no blown bulbs or faulty wiring, you will need to replace the relay.



Dashboard bulb holder 1946-1960

Bulb holders with screw terminal on the base.

J20977 111957357..... **£5.75**

Dashboard bulb holder 1961 onwards

Metal 'push in' style bulb holder.

J20761 111957357A..... **£4.80**

Aerials & Horns

Single-Mount Aerial

Classic single-mount aerial.

J10954 111999901A..... **£13.75**

Twin-Mount Aerial

Twin-mount aerial gives a vintage look to your Bug.

J10955 111999900A..... **£20.75**

Aerial blanking plug All Years

Covers the hole left if you remove the factory aerial.

J21425 113817295C..... **£4.00**

6 Volt Horn pre 1966

6 Volt Horn pre 1966

J21228 111951111H..... **£17.50**

Motor Horn (fits all 12v) 1967 on

Fits any 12v VW and, as it's a quality Hella product,

J10154 191951113A..... **£16.25**

Klaxon Horn for a Vintage Sound

Retro-style 12 volt Klaxon horn.

J11281 **£29.75**

12 volt chrome retro style klaxon horn.

For that vintage sound.

J21265 **Call For Availability**

Twin-Tone Air Horn Kit (12v)

A powerful, compact harmonised twin-tone car horn

J13321 **£13.00**

Ivory Horn Push 1956-1959

For the standard ivory steering wheel. Made by Flat 4

J20756 113951501B..... **£101.25**

Horn Ring Mounting Kit 1962-1971

Supplied with screws, springs and insulating washers.

J20877 113998225..... **£9.00**

Horn wire rubber boot

Protects your wires. 2 required per vehicle. Sold individually

J20757 111951195A..... **£2.25**

Horn Terminal Rubber Boot

Horn Terminal Rubber Boot. Sold individually

J21531 111951195..... **£3.90**

Twin-Mount Pillar Aerial

A modern style twin mount aerial.

J11059 **£22.50**



12 volt chrome retro style klaxon horn.

For that vintage sound.

J21265 **Call For Availability**



Product Key: Many items in this catalogue feature abbreviations or icons after the part number. These offer additional information on the product that you will find useful.



Exclusive to Just Kampers



Made in the UK

GENUINE
PARTS & ACCESSORIES

Genuine VW part

Fog Lamps 12 Volt

A pair of 110mm chrome with clear glass fog lamps.

J13527 **£32.00**



Reverse Light

A replica Hella chrome backed reversing light.

J17087 **£32.25**



Accessories



Fog Lamps 12 Volt

A pair of 110mm chrome lamps with amber glass

J13917 **£32.00**



Chrome Reversing Lamp 12volt

Hella quality chrome reversing lamp

J11631 **£40.75**



Rear Foglamp 12volt

Hella quality chrome fog lamp

J11632 111999222A **£40.75**



Reverse Light Lens 1967 only

Reproduction glass reverse light lens.

J20860 111941371 **£13.00**



Illuminated Cigar Lighter (12v)

Can be used to power satnavs, mobile phone chargers etc.

J10920 171998250 **£12.25**



Illuminated Accessory Switch

Switch has interchangeable red, amber or green lenses.

J11630 **£15.00**



Accessory Wiring Kit

6m wire, 10 flat, 2 piggyback terminals, fuse holder & 5amp fuse

J11703 **£6.00**



12v Hanging Striplight

Complete with cigar socket plugs and clips.

J12054 65314 **Call For Availability**

Alloy & Steel Wheels



Empi Dish Wheels (15" / 5x205 - Set of 4)

With chrome caps with logo and chrome valve stem.

J18807 **Call For Availability**



Standard 4 stud Steel Wheel 5.5 x 15"

4.5 x 15" 4/130mm stud pattern. ET34mm offset.

J21369 111601025G **Call For Availability**



5 Lug Sprintstar Wheel 5 x 205 1946 to 1967

4.5 X 15 Black and grey pressed steel sprintstars

J18076 **£104.50**

Empi Dish Wheels Set of 4 / 15" / 5x205 1946 to 1967

A set of 4 Empi dish wheels with fitting kit.

J18928 **Call For Availability**



5 Lug Sprintstar Wheel (5.5 x 15 / Grey & Black)

5.5 X 15 Black and grey pressed steel sprintstars

J18077 **£104.50**



Replica Sprintstar alloy wheel (polished/gloss black)

5/205 PCD with an ET20 offset. 5x15" size. Fits 1946 to 1967

J60063 012BP **Call For Availability**



Empi Sprintstar Wheel 1968 on

Fits Beetles Ghia's and Type 3s with a 4 x 130 stud pattern.

J18753 **Call For Availability**



Replica Sprintstar Alloy Wheel

4-stud pattern. 4/130 PCD, 5x15 inch, ET25 offset.

J61589 1371 **Call For Availability**



Replica Speedwell BRM alloy (polished/black)

5/205 PCD stud pattern, 5"x15" size. Fits 1946 to 1967

J60228 1013 **£99.00**



Replica BRM 4 Spoke 4 Stud BLACK Alloy Wheel

4-stud bolt pattern. 4/130 PCD, 4.5x15 inch, ET15 offset.

J61808 1442 **Call For Availability**



Replica BRM 4 Spoke SILVER Alloy Wheel

4-stud bolt pattern. 4/130 PCD, 4.5x15 inch, ET15 offset.

J61809 1443 **Call For Availability**



Flat 4 BRM, 4 Spoke 4 stud GREY Alloy Wheel

4-stud bolt pattern. 4/130 PCD, 5x15 inch, ET15 offset.

J62066 1D542 **Call For Availability**



Flat 4 BRM, 4 Spoke 4 stud BLACK Alloy Wheel

4-stud bolt pattern. 4/130 PCD, 5x15 inch, ET15 offset.

J62067 1D542A **Call For Availability**



4-stud Riviera Alloy for VW Beetle

4-stud pattern. 4/130 PCD, 5.5x15 inch, ET17 offset.

J63980 584B **Call For Availability**



Empi Dish Wheels 15" / 5x205 1946-1967

This 70s classic fits all Beetles up to 1967.

J18755 **£105.50**



Centreline Alloy Wheel for VW Beetle

4-stud pattern. 4/130 PCD, 5.5x15 inch. ET15 offset.

J61476 1300 **£124.75**



ATS Classic alloy wheel. 4/130mm stud pattern

4-stud pattern. 4/130 PCD, 5.5x15 inch, ET25 offset.

J63812 4130 **Call For Availability**



4-stud Replica Porsche 2-Litre. Black and polished

4-stud pattern. 4/130 PCD, 5.5x15 inch, ET35 offset.

J63973 5530 **Call For Availability**

Product Key: Many items in this catalogue feature abbreviations or icons after the part number. These offer additional information on the product that you will find useful.



Exclusive to Just Kampers



Made in the UK



Genuine VW part

Shop online at justkampers.com



4-Stud Gas Burner Alloy Wheel for VW Beetle
Gas burner alloy wheel. 4-Stud pattern. Black finish
J64011 6130.....

Call For Availability

Hubcaps & Trims



1 Hubcap (Dome-shaped) 1955 to 1968
Chrome, reproduction hubcaps fits 5 x 205 wheels
J10142 113601151.....

Call For Availability



Stainless steel domed hub cap (large VW logo) 1946 to 1966
Top quality hubcap which won't rust like cheaper alternatives.
J20280 113601149..... **£24.95**



2 Smooth Baby Moon Domed Hubcap 1946 to 1967
Fits all models with 5 x 205 wheels.
J11251 113601151 SE..... **£23.75**



Chrome Hub Cap for VW Beetle 1966-67
Chromed hub cap with VW logo. Models 66-67.
J61501 131601151R..... **£22.75**



Smooth Baby Moon Hub Cap (No Logo) 1968 on
A smooth domed hubcap that replaces the flat style cap.
J11351 **£24.25**



Stainless Steel Hubcap 1968 on
Made from high grade polished 304 Stainless steel
J11564 251601151A.....

Call For Availability



Stainless Steel Hubcap 1968 onwards
High grade polished 304 Stainless steel.
J27595 251601151A.....

Call For Availability



Stainless Trim Rings (15 Inch)
Sold as a set of four.
J14189 **£86.25**



Wheel Trim Set for VW Beetle 49-65
Set of 4 polished wheel rim trims. Models pre '65
J60979 113698450.....

Call For Availability



VW Beetle Wheel Black Center Cap
Beetle Wheel Black Center Cap
J21317 111601171..... **£8.00**



Beetle Wheel Black Center Cap
Beetle Wheel Black Center Cap
J21569 111601171A.....

Call For Availability



Hub Cap Clips (Pack of 5) 1945 to 1967
For all vehicles with 5x205 wheels requires specialist tools
J10019 111698131..... **£5.25**



Hub cap spring clip tool 1946-1966
Essential for riveting spring clips to your wheels.
J20759 111601000..... **£19.00**



Hub Cap Puller
Helps to remove hubcap, without damaging the wheel or hubcap
J10868 4D0012243..... **£2.90**

Wheel Bolts & Nuts



VW Beetle, Ghia > 67 Wheel Lug Bolt
Beetle, Ghia > 67 Wheel Lug Bolt . Sold Individually
J21553 111601139..... **£3.85**



M14 Wheel Bolt 1967 on
Fits front or rear on all vehicles from 1967
J10260 251601139..... **£0.90**



A Set Of 5 x 12mm Wheel Bolts For Alloy Wheels
Set of five 12mm alloy wheel bolts used for 5 x 205 wheels
J18877 **£13.75**



Empi Lug Bolt (Set of 4 / 14mm / for 4x130 / Chrome)
Four 14mm wheel bolts for alloy wheels on four stud Beetles.
J18919 **£12.50**



Beetle Black Plastic Wheel Nut Covers
Beetle Black Plastic Wheel Nut Covers. Sold individually
J21571 111601173..... **£1.90**



Pair of 4 Stud 6mm Thick Wheel Spacer 1968 on
Used when alloy wheels foul on brake calipers.
J64657 SP06.....

Call For Availability

Tyres & Whitewalls



5 Whitewall Flaps 15"
Sold as a set of four
J14602 **£57.50**



Tyre Pressure Gauge
Dual pressure readout covering 6-50psi & 0.4-2.4bar.
J11389 26443.....

Call For Availability



Tyre Pressure Sticker
Original design tyre pressure sticker.
J15077 113000257A..... **£2.90**

Handy Hint

Wheel fitting guide

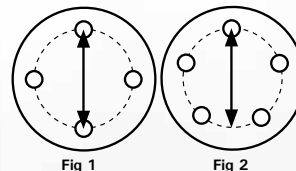


Fig 1

Fig 2

Bolt pattern

Beetles used two different bolt patterns depending on age, early models up to 1967 had 5 bolt wheels with a PCD (Pitch Circle Diameter) of 5/205 and 1968 onwards models had 4 bolt wheels with a PCD of 4/130. Note also that early and late Beetles used different sized bolts.

The PCD (measured in millimetres) is the distance between the center of two diametrically opposite bolts. In the 4-bolt wheel (Fig 1), this would be the distance between the top and bottom holes. Some basic geometry is needed to find the center of the 5-bolt pattern (Fig 2): But the simplest way is to multiply the center distance between any two adjacent holes by 1.701 (for example bolt holes 3 and 4 in Fig 3).

It is possible for 4 and 5 bolt wheels to share the same PCD, so if the wheels in Fig 1 and Fig 2 both had a PCD of 130mm the 4 bolt wheel on the left would be described as having a PCD of 4/130 and the 5 bolt wheel on the right would be a 5/130.

mounting surface is closer to the outside edge of the wheel; a negative offset means the hub-mounting surface is closer to the inside edge of the wheel. When selecting aftermarket wheels, a wheel with too little positive offset will be closer to the fender, and one with too much positive offset will be closer to the suspension components.

Before ordering any wheels, the choice of wheel width, offset, wheel diameter and tyre size should be considered very carefully to avoid tyre contact with the inner and outer wheel arches or steering and suspension components, especially if your Beetle is lowered, has non standard brakes or has a narrowed front beam fitted.

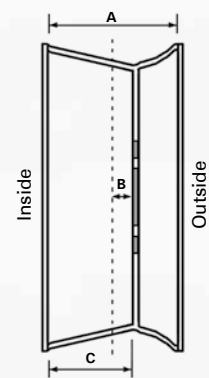


Fig 5 A = Wheel width
-- = Wheel centre
B = Offset
C = Backspace

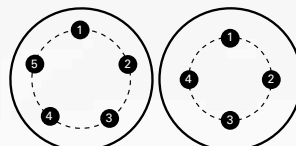


Fig 3 1936-1967
Beetles had a five bolt pattern with a PCD of 5/205

Fig 4 1968 onwards
Beetles had a four bolt pattern with a PCD of 4/130

Offset

The offset (measured in millimetres) can be negative or positive, and is the distance from the hub-mounting surface (i.e the brake drum surface) to the wheels true centerline. A positive offset means the hub-

Another thing to consider when fitting new wheels is using the correct wheel nuts or bolts. Steel wheels and alloy wheels require different fittings, so make sure you use the correct bolts or nuts for your choice of wheel. If you are using steel wheels these are held in place by the standard wheel bolt, but if you are fitting alloy wheels you will need to use bolts or nuts designed for use with alloys, which have a different seat. Using the wrong type could result in your wheels coming loose or losing a wheel altogether.

Vehicle Covers

Beetle Car Cover All Years

Provides protection against sun fade, dirt, grime, tree sap etc

J14886 £100.50

Beetle Car Cover Fits all Year VW Beetles

Top quality Beetle cover. Fits all years.

J27711 £105.25



Roof Racks

Roof Rack Beetle All Years

Powder coated silver frame with wood slats.

J14884 £231.75



Beetle Boot Rack Fits All Years

Powder coated silver with stainless steel fittings.

J14885 £218.75



Beetle Convertible Rear Luggage Rack

Retro style storage for Cabrio Beetles.

J27921

Call For Availability



Safety & Security

Fire Extinguisher (0.6kg Dry Powder With Mounting Bracket)

Extinguisher for use on BC class and electrical fires

J12633

Call For Availability

Fire extinguisher 950g with mounting bracket,

For use on BC class and electrical fires.

J13931

£20.00

GTP Automatic ABC Powder Fire Extinguisher 1.0kg

Functions on its own with no help from an operator.

J18362

£50.00

Alco Breathalyser (Twin Pack)

Some EEC countries require you to carry a breathalyser.

J20111

£7.00

Reflective Vest (High Visibility)

Make roadside breakdowns less dangerous.

J13310

£5.00

Battery Isolation Switch

Switch is rated at 100amp.

J11858

£9.95

Protect your VW with this wireless vehicle tracker

Sure-Track MT3 wireless vehicle tracker

Requires a subscription to Sure-Tracks monitoring service.

J29120 £369.25



Visit www.justkampers.com for more details



Warning Triangle (Folding / Reflective)

A legal requirement in many European countries.

J12631

£6.00



Welding Gauntlets (Large)

Protect your hands with these fully lined leather gauntlets

J19284

Call For Availability



Reflective Warning Sign (Fiamma)

A legal requirement to use in many European countries.

J13052 98782-005

£8.00



Headlamp Beam Converters (For Continental Motoring)

Convert your headlights for driving on the right hand side.

J13206

£9.00



Sure-Track MT3 wireless vehicle tracker

Requires a subscription to Sure-Tracks monitoring service.

J29120

£369.25



Gear Stick Lock 1946-1967

Locks the vehicle into neutral preventing theft.

J20793

£90.00



Gear Stick Lock 1968-1971

Locks the vehicle into neutral preventing theft.

J20792

£90.00



Gear Stick Lock 1972 onwards

Locks the vehicle into neutral preventing theft.

J20794

£90.00



Door Lock Pull (Anti-Theft, Billet) 1967 on

Sold as a pair.

J14844

£10.25

Electrical



VDO Tachometer (12 volt 80mm 0-7000 Rpm)

A 80mm tachometer can be used on all 12 volt engines.

J14134 333 015 001K

£89.75



VDO Quartz Clock 12volt 1967 on

52mm diameter VDO quartz clock - 12v, 12-hour.

J11550 321919202

Call For Availability



VDO Voltmeter (12v) 1967 on

52mm diameter, VDO voltmeter (12v) covers the range 8v-16v.

J11546 321919531A

£45.50



VDO Ammeter (Range -30amp to +30amp)

52mm diameter, VDO ammeter (range -30amp to +30amp).

J11545 190 077 001

£49.50



VDO Fuel Gauge

Please note this is calibrated to work with sender unit J11553

J11547 301 010 002

£40.75



VDO Oil Temperature Gauge (50C-150C Range)

Used in our temperature gauge kits J11684, J11685 and J11686.

J11548 321919541A

£31.50

Product Key: Many items in this catalogue feature abbreviations or icons after the part number. These offer additional information on the product that you will find useful.



Exclusive to Just Kampers



Made in the UK

GENUINE
PARTS & ACCESSORIES

Genuine VW part

Shop online at justkampers.com



VDO Oil Pressure Gauge (0-5 Bar Range)
This 52mm diameter VDO gauge measures in a 0-5 Bar range.
J11549 155919551..... **£31.50**



Vdo Oil Pressure Gauge
52mm diameter gauge 0 - 10 bar
J11699 321919551A..... **£37.00**



VDO Mounting Bracket Black 1 Hole (Diameter 2")
Under dash mounting bracket for VDO 52 mm gauges.
J19357 **£11.25**



VDO Mounting Bracket Black 2 Hole (Diameter 2")
Under dash mounting bracket for two VDO 52 mm gauges.
J19358 **£14.25**



VDO Single Pod Gauge Holder
52mm pod provides the perfect mounting point for VDO gauges.
J11566 **£18.00**

Books & Workshop Manuals



John Muir's Idiots Guide'
John Muir's entertaining book is both informative and amusing
J10508 **£24.75**

Tools



Morris Ankor Wax (5 litres)
Protects your Beetle against rust and corrosion.
J18158 **£41.75**



Waxoyl Kit (2.5litre) With Pump
Rust-prevention formula to help protect your vehicle.
J11333 **Call For Availability**



Waxoyl Rustproofing Refill (2.5Ltr)
Rust-prevention formula to help protect your vehicle.
J11361 **£30.00**



Waxoyl Spray Can (200MI Clear)
Rust-prevention formula extends the life of vehicle bodywork.
J12732 **Call For Availability**



Underbody Seal (2.5ltr)
Sold in 2.5ltr tins with added Waxoyl
J11332 **£20.00**



Carburettor and Choke Cleaner (400ml)
Formulated to remove dirt, grease and gum deposits
J11312 **£4.00**



Holts Firegum Exhaust Assembly Paste
Acts as a lubricant for a fast and easy assembly.
J11329 **£5.00**



Non-Structural Seam Sealer (310ml)
Formulated to flex with the vehicle.
J11330 **£10.00**



Sealant Bonding Agent (Black)
Multi-purpose, non-sag, polyurethane sealant and bonding agent.
J18126 **£17.00**



Sealant Bonding Agent (White)
Multi-purpose, non-sag, polyurethane sealant and bonding agent.
J18185 **£12.00**



Caulking Gun
Used for applying seam sealer and bonding agents.
J18186 **£4.00**



Anti Squeal Brake Lube 75ml
Operates to 1000° c Copper & Acid Free Non Conductive
J13082 111999319..... **£3.15**



Gunk Engine Degreasant Foam (500ml)
A powerful and effective cleaner that rinses off with water.
J15231 **£7.00**



Contact Adhesive (1ltr)
Toluene free, designed for the use on rubber and synthetics
J19549 **£10.00**



Mechanics Disposable Latex Gloves
Sold in boxes of 100, size medium.
J15249 **Call For Availability**



12v Hanging Striplight
Complete with cigar socket plugs and clips.
J12054 65314..... **Call For Availability**



Battery Charger 12 volt
Ctek Multi XS3600 4 stage battery charger.
J16958 **Call For Availability**



Jump Leads (2 Metre)
Battery Booster Jump Leads 2 Metre
J15236 **£13.00**



Brake Bleeding Kit
Designed for one-person brake or clutch fluid bleeding
J11350 37316..... **£13.00**



Flexi-Neck Oil Jug
Marked in 1/4litre increments.
J10859 **£8.00**



Oil Drain Can 9 Litre Capacity
Doubles as a container with a pouring neck.
J11718 **£12.00**



230x140mm Large Magnetic Parts Tray
For storage of nuts, bolts, screws, etc. whilst working.
J63976 56332..... **£11.25**



Door Trim Removal Tool
Avoid damaging your door cards when removing them
J11401 **£8.00**



Franklin Hand Wire Brush
For removing dirt and rust from chassis parts & body panels
J19034 **£2.50**

Bundle Deal

SAVE 10%

VDO Tachometer Kit (80mm, 0-7000rpm) 12volt 1967 on

VDO 0-7000rpm rev counter. 80mm diameter, backlit black face.

J11552 GENUINE

Bundle Kit Price £86.00

VDO Time Clock Kit 12 volt

52mm diameter, backlit, black face, 12-hour quartz clock

J11689 GENUINE

Bundle Kit Price **Call For Availability**

VDO Voltage Gauge Kit 12 volt

52mm, backlit, black-faced voltmeter.

J11688 GENUINE

Bundle Kit Price £46.25

VDO Oil Pressure Gauge Kit 12 volt

. 0-5bar pressure gauge

J11687 GENUINE




















Bundle Kit Price £86.00

VDO Oil Temperature Gauge Kit (with Sump Sender) 12 volt

52mm gauge is easily read. 50C-150C range

J11686 GENUINE

Bundle Kit Price £81.00

	Universal Wheel Brace Fits 17mm, 19mm, 21mm and 23mm wheel bolts/nuts. J121598 £13.00
	Hub Cap Puller Helps to remove hubcap, without damaging the wheel or hubcap J10868 4D0012243..... £2.90
	Tyre Pressure Gauge Dual pressure readout covering 6-50psi & 0.4-2.4bar. J11389 26443..... £9.75 Call For Availability
	Steel Cutting Discs A pack of 25 115 x 22.2 x 1.00 mm thin cutting discs. J19276 £9.75 Call For Availability
	Spotweld Drill (8mm) High speed, cobalt steel, spotweld drill (8mm) J11399 £28.00
	Ball Joint Breaker 19mm jaw with scissor action. J11393 13914..... £32.50
	Scissor Action Ball Joint Separator (Jaw Gap 19mm - 22mm) Can be used on VW T2, T25, T4, T5 and Beetle models. J13422 63770..... £7.25
	Grease Gun Side lever operation with flexi neck. J11390 £46.50
	36 mm Socket 1/2" Drive Used for rear hub and fan nut. J14393 £7.00
	Breaker Bar 3/4 drive, 24in. long, heavy duty breaker bar. J11391 £15.00
	Flexi Brake Hose Clamp Great for clamping of brake or clutch flexihoses. J11392 11534..... £10.25
	Brake Spring Pliers Simple but effective brake spring pliers J11402 £7.00
	Driveshaft Bolt Splined Hex Tool for IRS Models Features an 8mm spline with 3/8 drive J11237 £109.75
	Engine or Gearbox Stand 450kg Maximum Capacity J11238 53092..... £5.25
	Gearbox Sump Plug Socket (17mm) This 17mm sump plug socket uses a 3/8in square drive. J11205 38323..... £20.00
	Adjustable Push Rod Adjustment Tool For setting correct valve geometry on modified engines. J60048 0119..... £9.75
	Flywheel Locking Tool for all 6v and 12v Engines, 1946 on locks the flywheel in place to allow removal of the gland nut. J10551 00-5003-0..... £23.00
	Flywheel End Float Tool Used with a pair of feeler gauges (not included). J60059 0125..... £41.50
	Deck Height Measuring Tool Requires a set of feeler gauges (not included). J60060 0126..... £13.00

Bundle Deal







Bundle pack of 5 stickers

12v, tyre pressure, valve setting and 2 EMPI stickers

J16854

Bundle Kit Price £10.75



	Cylinder Head Assembly Tool Allows easy compression of the valve springs for assembly. J60062 0129..... £52.25
	Original VW style tool bag with basic tools for Beetle Includes basic tools for changing wheels, etc. J60360 111016025A..... £60.00
	Oil Filler Neck Nut Tool Used for removal and refitting of the oil filler neck. J11206 00-5761-0..... £8.75
	Clutch Aligning Tool All Years Ensure that the drive plate is in the correct place. J11207 00-5302-K..... £4.95
	Crankshaft Oil Seal Installing Tool Essential for ensuring oil seal goes in straight and true. J11236 00-5775-0..... £13.00
	Piston Ring Compressor Tool (83mm-87mm) Fits all rings from 83mm-87mm on 1500cc to 1641cc petrol J11304 00-5764-7..... £6.00
	Metric Feeler Gauges Metric feeler gauges with a range from 0.04mm - 0.80mm. J11396 73988..... £10.25
	9-12mm Capacity Nut Splitter Safe removal of damaged nuts without damaging the thread. J60284 10913..... £9.75
	M8x50 Bolt, General purpose For general purpose use on all VWs. J15189 £0.85
	Bolt M8X30 (Pack of 5 / General Purpose) For general purpose use. J12956 £3.00
	General Purpose, M6 x 20mm Bolt for all VW General purpose bolt for all VWs J16973 £0.50
	M8X16 Bolt General Purpose Sold in packs of four J12953 £0.95
	M8 Washer Pack of 5 £1.15
	M8 Nuts (Pkd 5) Bag of general purpose M8 nuts. 13mm spanner or socket size J12948 £0.95
	M6 Nut (Pack of 5 / General Purpose Or Wiper Arm Nut) For securing the wiper arms and general use. J12955 £0.95
	M6 Nylock Nut Supplied singly, this M6 nylock nut fits all VWs J16999 N01100624..... £0.45
	General purpose self tapping screw Self-tapping screw for general purpose use. J12957 £0.25

Product Key: Many items in this catalogue feature abbreviations or icons after the part number. These offer additional information on the product that you will find useful.

ik
Exclusive to Just Kampers


Made in the UK

GENUINE
PARTS & ACCESSORIES
Genuine VW part

Shop online at justkampers.com

Gifts

**8 Ball Gear Knob**

They've got a 12mm thread, and screw on to your gear stick

J14706 £9.75**Oil bath air cleaner sticker 1946-66**

Authentic period air cleaner sticker.

J15076 £5.50**Camper Art - Roof Rack Beetle****J18909** **Call For Availability****Empi Speed Warning Sticker**

Silver and black 200mph caution sticker.

J15045 £1.65**Oval Empi Logo Sticker**

Classic blue-on-white print sticker, size 80mm x 55mm

J11337 00-9815-0 £2.00**Empi Sticker 'Power Rules'**

'Old skool' Empi power sticker.

J15046 £1.50**12 Volt Door Pillar Sticker 1967 on****J15074** £3.00

Insure your Beetle with Just Kampers Insurance

Go online for a 60 second
quote or call us on
0845 1256 257

justkampersinsurance.com

or call our sales team on 0800 9156618

NEW Campershop melamine dining set with quality, contemporary style, featuring an exclusive Campershop design with fresh new colours. To compliment the melamine we also have a matching cutlery set.

**Campershop 4 person 16 piece melamine set**

This stylish set consists of 4 new shape dinner plates, 4 side plates, 4 bowls, and 4 new taller mugs.

J39670 **ik** £39.00

**SAVE
10%**

Campershop 4 person melamine dining collection

This complete dining set contains our 4 person 16 piece melamine dining set and 4 person stainless steel cutlery set.

J39793 **ik** **Bundle Kit Price £57.50****Campershop 4 person stainless steel cutlery set**

The new 2015 stainless steel cutlery set which includes: bread board, cheese knife, salt & pepper set, napkins and a corkscrew/bottle opener, all wrapped in a handy folding wallet.

J39676 **ik** £25.00**Just Kampers Gift Card**

The ideal gift for any VW enthusiast. When purchasing a gift card, you specify the amount from £10 - £5000 and you can choose if you would like to have a physical gift card sent out or have it delivered to the recipient instantly via email as an e-gift card. Valid for 1 year from the date of purchase.

Just Kampers gift card (minimum value £10)
J31283





CANCER
RESEARCH
UK

“The Open Day”

weekend is legendary!

Join us for the weekend and enjoy an outdoor cinema, great food, music and good times in the beautiful Hampshire countryside. All proceeds go directly to Cancer Research UK.

8-10TH JUNE 2018

Look for event details on our facebook page

★**CAMPING TICKETS**★
ON SALE IN DECEMBER



Noise reduction kits for your VW Beetle

Just Kampers have teamed-up with Dynamat, the leading automotive noise and heat reduction specialists, to provide a range of products for your VW.

To make things easier and take the guess work out how much Dynamat you need, we've measured the inside of a Beetle and put together a range of kits that have all the sound deadening you'll require.

The benefits of installing Dynamat from Just Kampers are:

- ***Less road noise***
- ***Less engine/transmission noise***
- ***Less resonance & rattles***
- ***Improved sound quality from your music system***
- ***Less heat from engine/exhaust***

Beetle Sedan and Cabriolet



Complete Coverage

For maximum results apply our Full Coverage kit. With enough Dynamat to cover all accessible areas of your Beetle this really is the best way to make your VW feel more like a modern car.

Kit includes;

- Door and side panels
- Floors
- Roof

J42352 - £355.50

All bar the roof

If you've got a Cabriolet, have already fitted your headliner or you don't want to remove your existing headliner, this is the kit for you. There's enough Dynamat to cover the entire floor and all doors and side panels.

Kit includes;

- Door and side panels
- Floors

J42359 - £299.50

Doors & Side Panels

We recommend this kit as the bare minimum. You'll get a 60% improvement by applying Dynamat to the doors and side panels. And you'll get the added bonus of your doors shutting with a modern car thud.

Kit includes;

- Door and side panels

J42360 - £112.00



For our full Dynamat range call 0845 1252125 or visit justkampers.com



JustKampers

Restore it, Insure it, Enjoy it



Enjoy a **10% Discount**

on parts from Just Kampers when you insure your vehicle with **JK Insurance***

Parts & Accessories

Engine | Gearbox | Heating | Bodywork | Seals
Steering | Suspension | Brakes | Interior
Electrical | Accessories | Camping

*Ts&Cs apply.



Freephone for Insurance:

0808 2781 099

justkampersinsurance.com

Authorised and regulated by the Financial Conduct Authority

Parts & Customer Service:

0800 9156 618

justkampers.com